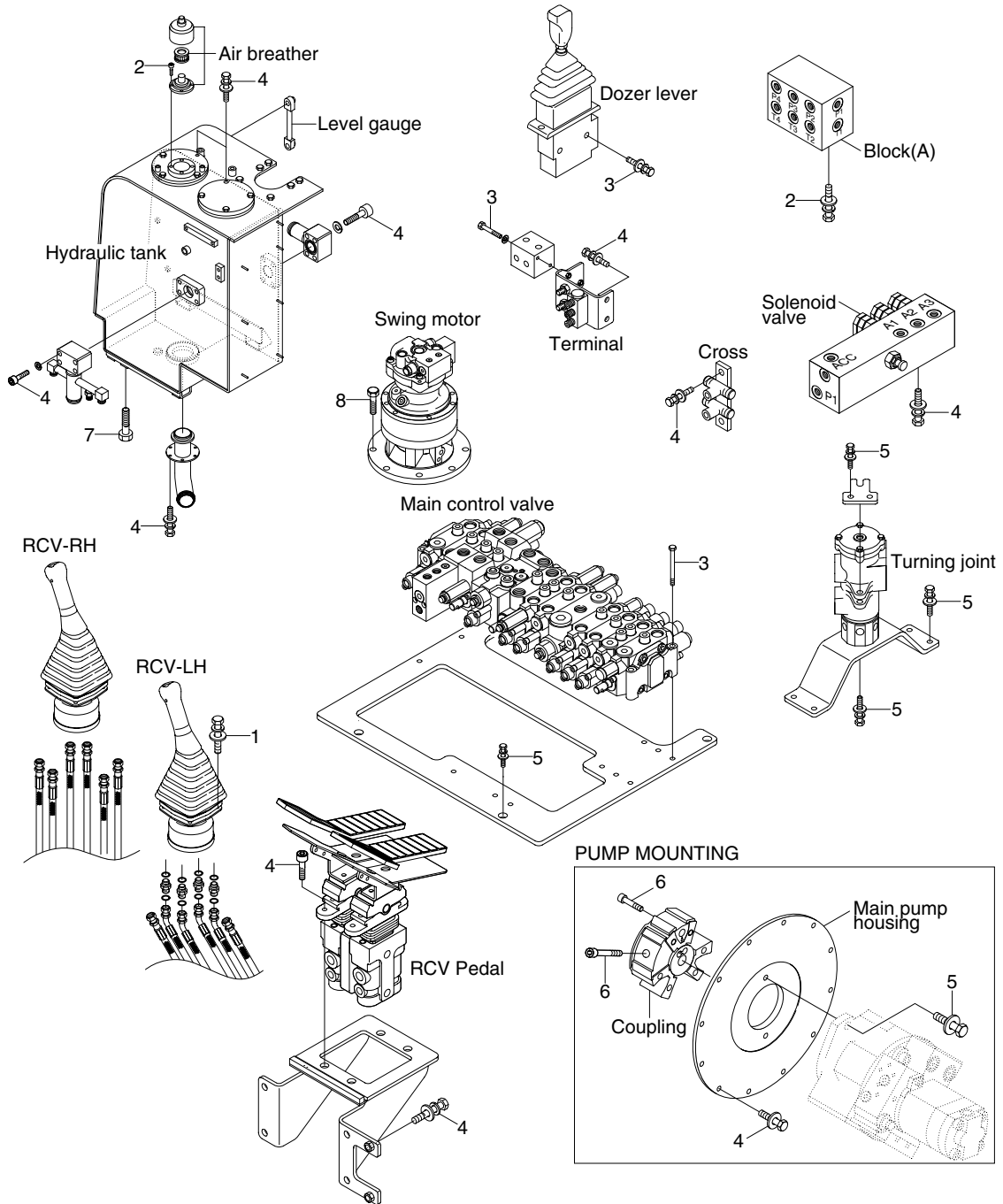


# GROUP 4 HYDRAULIC SYSTEM

## 1. HYDRAULIC COMPONENTS MOUNTING 1



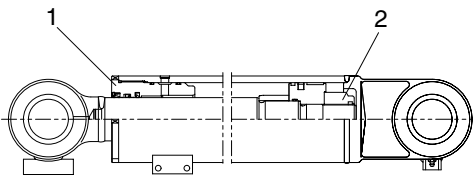
5598CM05

· Tightening torque

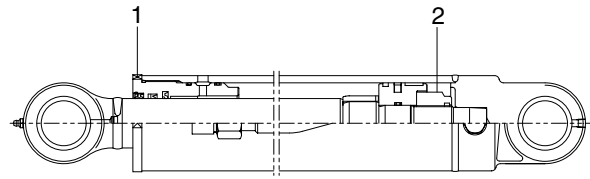
Item	Size	kgf · m	lbf · ft
1	M 6×1.0	1.05±0.2	7.6±1.45
2	M 6×1.0	1.44±0.3	10.4±2.2
3	M 8×1.25	2.5±0.5	18.1±3.6
4	M10×1.5	6.9±1.4	49.9±10.1

Item	Size	kgf · m	lbf · ft
5	M12×1.75	12.2±1.3	88.2±9.4
6	M14×2.0	14.0±1.0	101±7.2
7	M16×2.0	25.0±2.5	118±18.1
8	M16×2.0	29.7±4.5	215±33.0

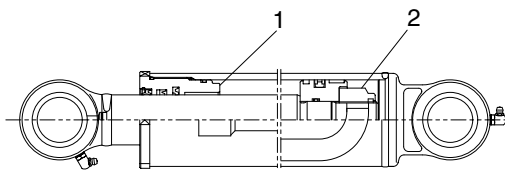
## 2. HYDRAULIC COMPONENTS MOUNTING 2



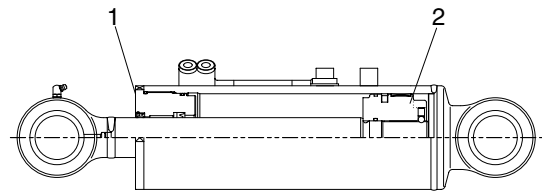
BOOM CYLINDER



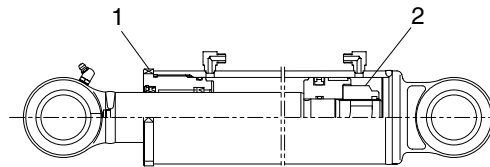
ARM CYLINDER



BUCKET CYLINDER



DOZER CYLINDER



BOOM SWING CYLINDER

55W98CM07

· Tightening torque

### Gland (1)

Item	Size	kgf · m	lbf · ft
Boom cylinder	M115	70±7.0	506±51
Arm cylinder	M95	70±7.0	506±51
Bucket cylinder	M85	75±7.5	542±54
Dozer cylinder	M105	70±7.0	506±51
B/S cylinder	M100	70±7.0	506±51

### Lock nut (2)

Item	Size	kgf · m	lbf · ft
Boom cylinder	M45	50±5.0	362±36
Arm cylinder	M39	75±7.5	542±54
Bucket cylinder	M36	75±7.5	542±54
Dozer cylinder	M39	97.5±9.8	705±71
B/S cylinder	M36	97.5±9.8	705±71