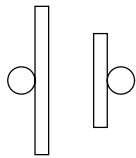
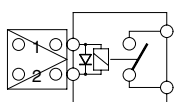
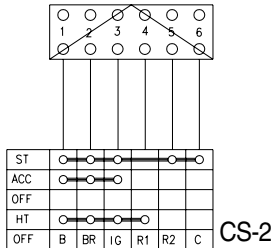
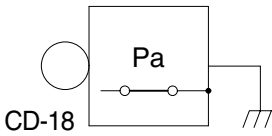
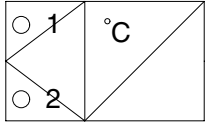
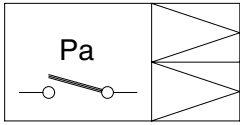
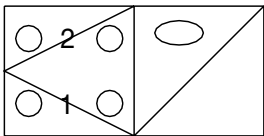
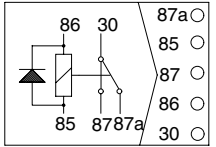
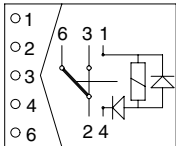
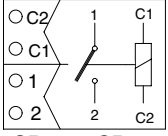
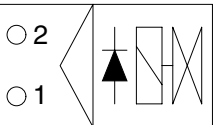
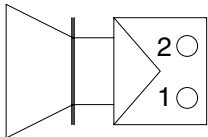
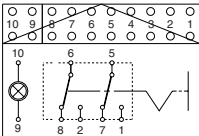
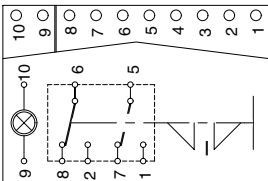
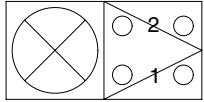
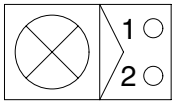
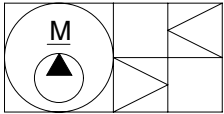
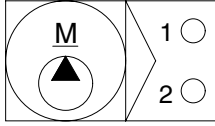
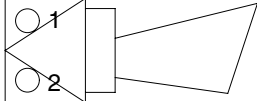
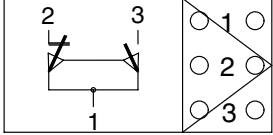
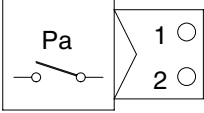
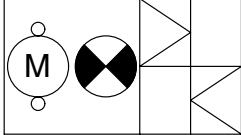
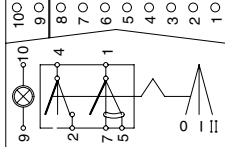


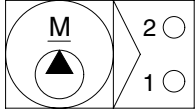
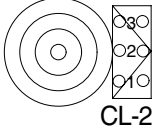
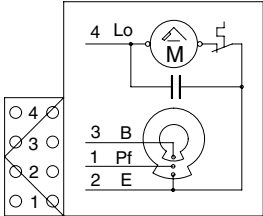
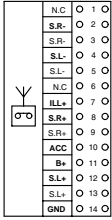
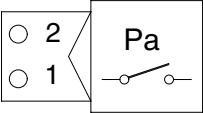
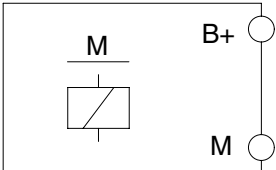
## GROUP 4 ELECTRICAL COMPONENT SPECIFICATION

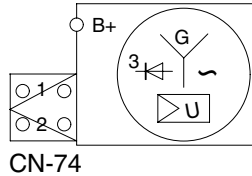
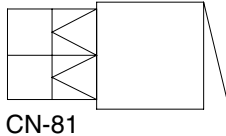
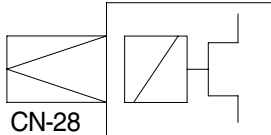
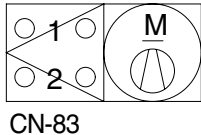
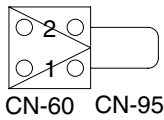
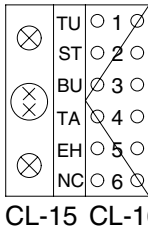
Part name	Symbol	Specification	Check
Battery		12V × 100Ah	※ Check specific gravity 1.280 over : Over charged 1.280 ~ 1.250 : Normal 1.250 below : Recharging
Battery relay	 <p style="text-align: center;">CR-1</p>	Rated load : 12V 100A(continuity) 1000A(30second)	※ Check coil resistance Normal : About 12 Ω ※ Check contact Normal : ∞ Ω
Start key	 <p style="text-align: center;">CS-2</p>	12V	※ Check contact OFF : ∞ Ω (For each terminal) ON : 0 Ω (For terminal 1-3 and 1-2) START : 0 Ω (For terminal 1-5)
Pressure switch (For engine oil)	 <p style="text-align: center;">CD-18</p>	0.5 kgf/cm <sup>2</sup> (N.C TYPE)	※ Check resistance Normal : 0 Ω (CLOSE)
Temperature sensor	 <p style="text-align: center;">CD-1, CD-30</p>	-	※ Check resistance 50°C : 804 Ω 80°C : 310 Ω 100°C : 180 Ω

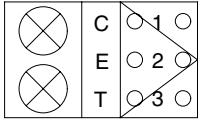
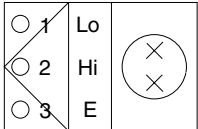
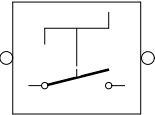
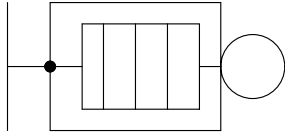
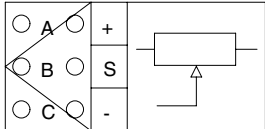
Part name	Symbol	Specification	Check
Air cleaner pressure switch	 <p>CD-10</p>	Pressure: 635mmH <sub>2</sub> O (N.O TYPE)	※ Check contact Normal : ∞ Ω
Fuel sender	 <p>CD-2</p>	-	※ Check resistance Full : 100 Ω Low : 500 Ω Empty warning : 700 Ω
Relay	 <p>CR-2 CR-3 CR-4 CR-5 CR-13 CR-14 CR-29 CR-30 CR-33 CR-36 CR-38 CR-62 CR-65</p>	12V 20A	※ Check resistance Normal : About 160 Ω (For terminal 85-86) : 0 Ω (For terminal 30-87a) : ∞ Ω (For terminal 30-87)
Relay	 <p>CR-67 CR-68</p>	12V 20A	※ Check resistance Normal : about 0.02 Ω (For terminal 2-4)
Relay	 <p>CR-23 CR-24</p>	12V 60A	※ Rated coil current 1.2±0.3A
Solenoid valve	 <p>CN-66 CN-68 CN-69 CN-70 CN-71 CN-121 CN-122 CN-123 CN-125 CN-140</p>	12V 1A	※ Check resistance Normal : 15~25 Ω (For terminal 1-2)

Part name	Symbol	Specification	Check
Speaker	 <p>CN-23(LH) CN-24(RH)</p>	4 Ω 20W	※ Check resistance Normal : 4 Ω
Switch (Looking type)	 <p>CS-23 CS-27 CS-36 CS-47 CS-54 CS-82</p>	12V 16A	※ Check contact Normal OFF - ∞ Ω (For terminal 1-5,2-6) - 0 Ω (For terminal 5-7,6-8)
Quick lamp	 <p>CS-67</p>	12V 16A	※ Check contact Normal OFF - ∞ Ω (For terminal 1-5,2-6) - 0 Ω (For terminal 5-7,6-8)
Work lamp	 <p>CL-5 CL-9 CL-21</p>	12V 55W (H3 TYPE)	※ Check disconnection Normal : 1.2 Ω
Room lamp	 <p>CL-1</p>	12V 10W	※ Check disconnection Normal : A few Ω
Fuel filler pump	 <p>CN-61</p>	12V 35 l / min	※ Check operation Supply power(For terminal 1) : 12V

Part name	Symbol	Specification	Check
Fuel feed pump	 <p>CN-145</p>	12V	-
Horn	 <p>CN-20 CN-25</p>	12V	100±5dB
Safety switch	 <p>CS-4</p>	Micro	※ Check contact Normal : 0 Ω (For terminal A-B) : ∞ Ω (For terminal A-C) Operating : ∞ Ω (For terminal A-B) : 0 Ω (For terminal A-C)
Pressure switch	 <p>CD-3 CD-26</p>	10bar (N.C type)	※ Check contact Normal : 0.1 Ω
Beacon lamp	 <p>CL-7</p>	12V (Strobe type)	※ Check disconnection Normal : A few Ω
Light switch	 <p>CS-21</p>	12V 16A	※ Check contact Normal : ∞ Ω

Part name	Symbol	Specification	Check
Washer pump	 <p>CN-22</p>	12V 3.8A	※ Check contact Normal : 3 Ω (For terminal 1-2)
Cigar lighter	 <p>CL-2</p>	12V 10A 1.4W	※ Check coil resistance Normal : About 1MΩ ※ Check contact Normal : ∞ Ω Operating time : 5~15sec
Wiper motor	 <p>CN-21</p>	12V 3A	※ Check contact Normal : 6 Ω (For terminal 2-6)
Cassette radio	 <p>CN-27</p>	12V 3A	※ Check voltage 10 ~ 12.5V (For terminal 10-14,11-14)
Receiver dryer	 <p>CN-29</p>	12V	※ Check contact Normal : 0 Ω
Starter	 <p>CN-45</p>	12V	※ Check contact Normal : 0.1 Ω

Part name	Symbol	Specification	Check
Alternator	 CN-74	12V 55A	※ Check contact Normal : 0 Ω (For terminal B <sup>+</sup> -1) Normal : 10 ~ 12.5V
Travel buzzer	 CN-81	12V	-
Compressor	 CN-28	12V 38W	-
Air con fan motor	 CN-83	12V 8.5A	-
Fusible link	 CN-60 CN-95	35A(0.85mm <sup>2</sup> ) 27A(0.5mm <sup>2</sup> )	※ Check coil resistance Normal : 20.7 m Ω/m (CN-95) Normal : 3.26 m Ω/m (CN-60)
Rear combination lamp-LH.RH	 CL-15 CL-16	12V 21W × 2 12V 21/5W	※ Normal : 4.8 Ω (For terminal 1-4) Normal : 2.1 Ω (For terminal 2-4, 4-5, 4-6)

Part name	Symbol	Specification	Check
Front combination lamp-LH.RH	 <p>CL-24 CL-25</p>	12V 21W 12V 5W	※ Normal : 4.8 Ω (For terminal 1-2) Normal : 2.1 Ω (For terminal 2-3)
Head lamp -LH, RH	 <p>CL-3 CL-4</p>	12V 60/55W	※ Normal : 1.0 Ω (For terminal 1-3, 2-3) Normal : 1.5 Ω (For terminal 1-2)
Master switch		12V 1000A	-
Preheater		12V 42A 500W	-
Accel dial	 <p>CN-142</p>	-	※ Check resistance Normal : About 5K Ω (For terminal A-C) ※ Check voltage Normal : About 5V (For terminal A-C) : 2-4.5V (For terminal C-B)