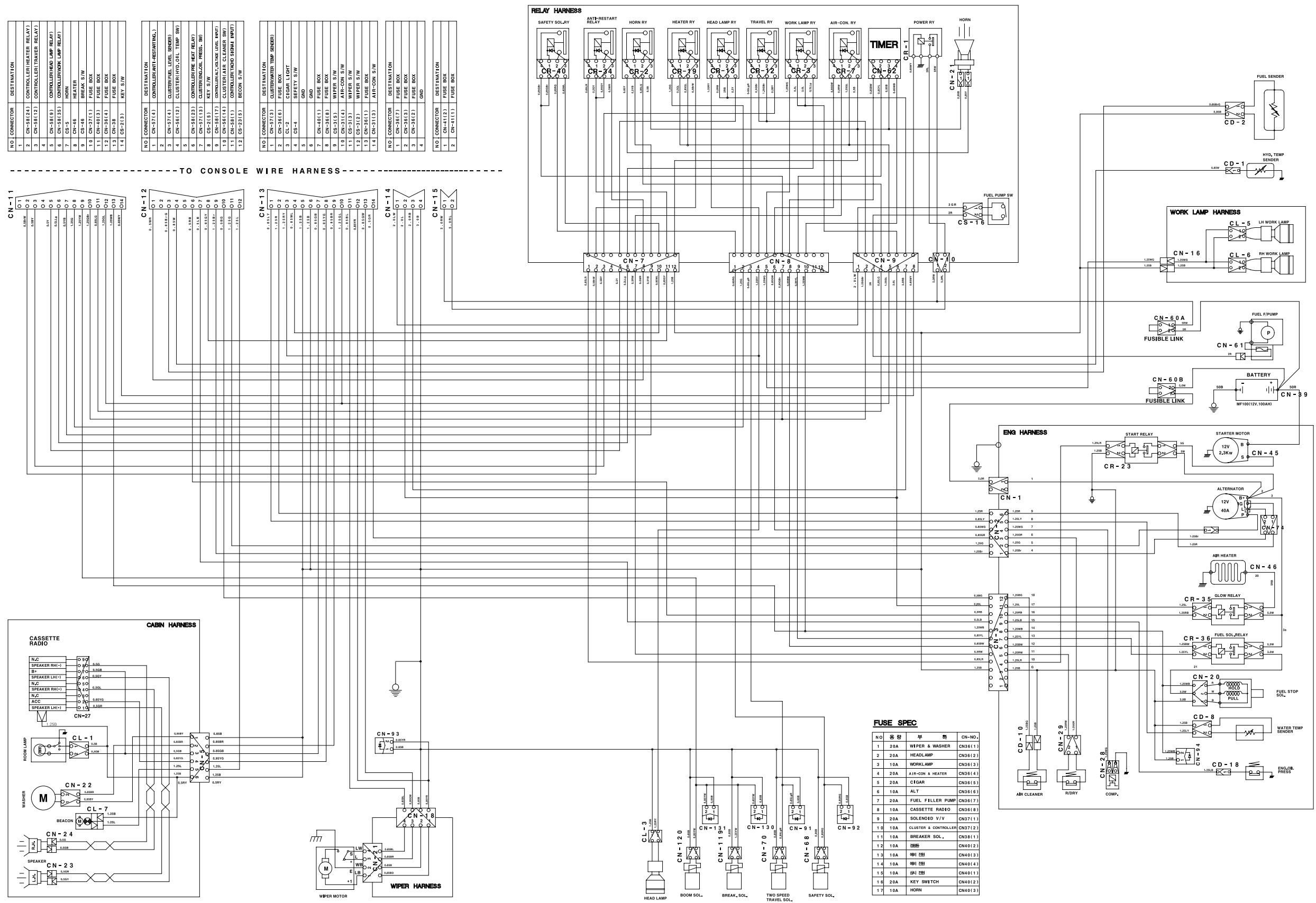


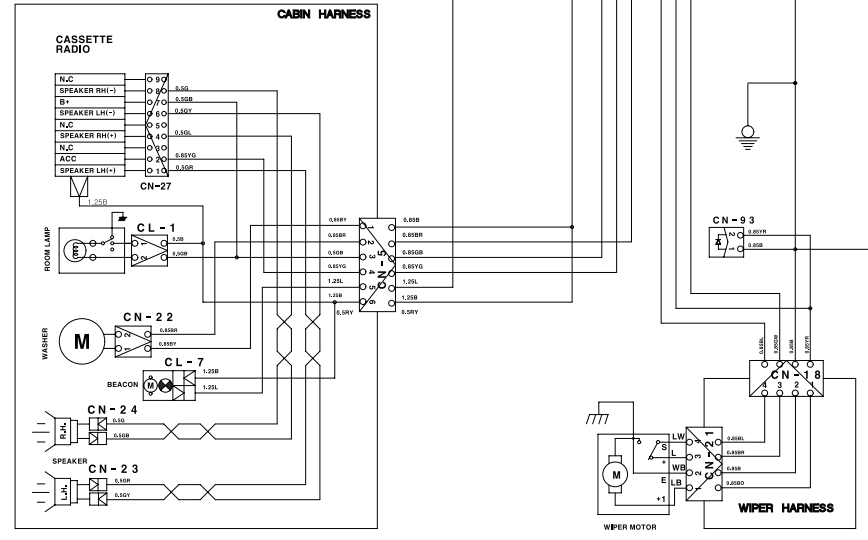
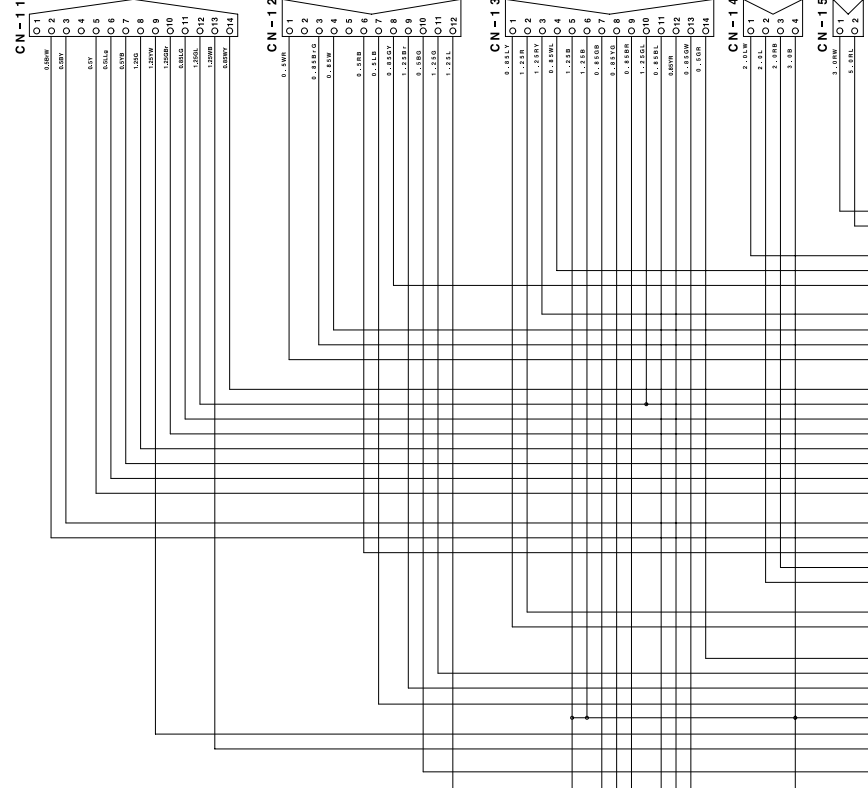
# GROUP 2 ELECTRICAL CIRCUIT DIAGRAM

## 1. ELECTRICAL CIRCUIT DIAGRAM A-1 (Machine serial No : up to #0374, Except #0294, #0315 and #0355-#0366)

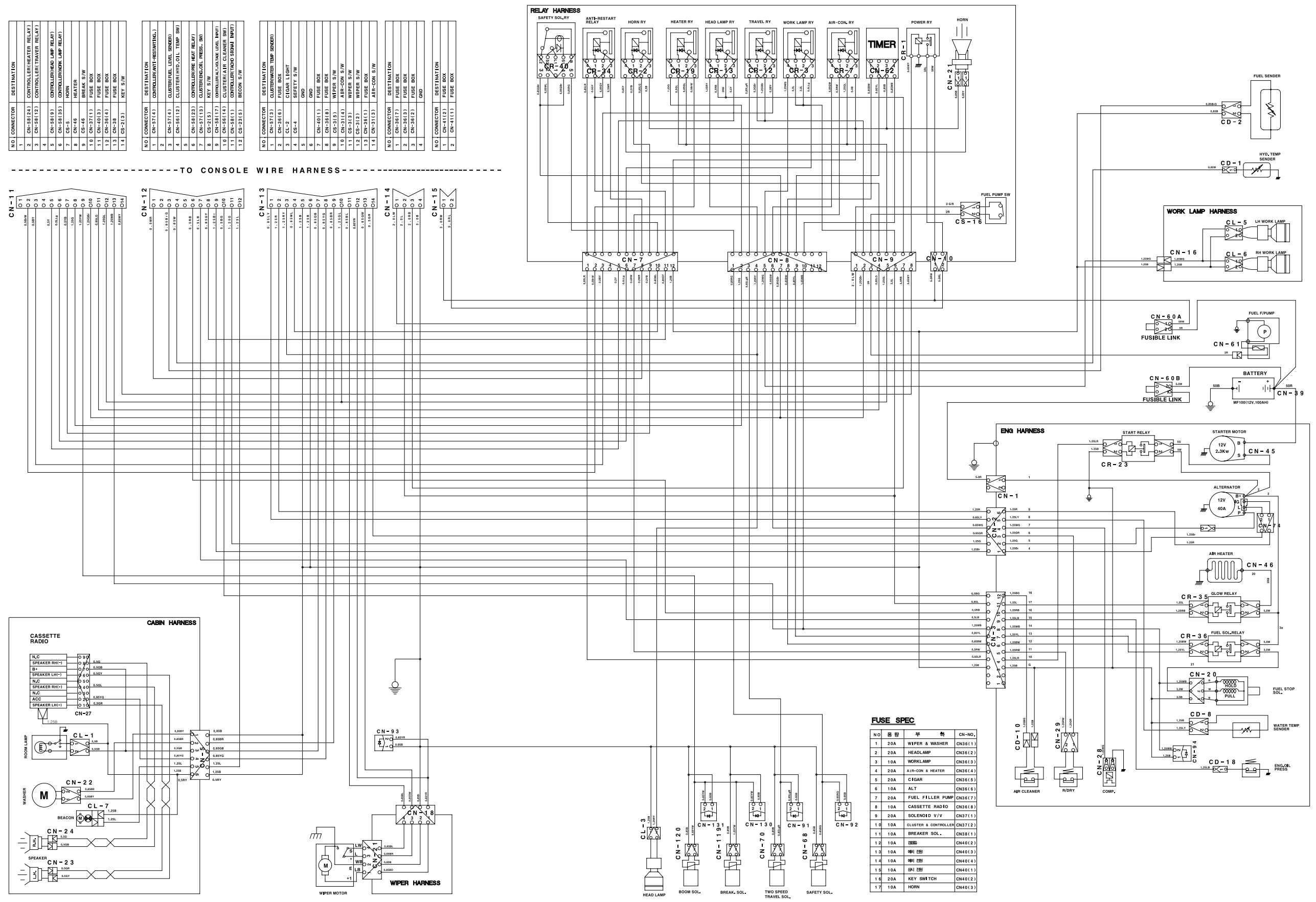


NO	CONNECTOR	DESTINATION
1	CN-56(24)	CONTROLLER(HEATER RELAY)
2	CN-56(12)	CONTROLLER(TRAVER RELAY)
3	CN-56(1)	CONTROLLER(LAMP RELAY)
4	CN-56(5)	CONTROLLER(WORK LAMP RELAY)
5	CR-3	HORN
6	CR-16	WIPER S/W
7	CR-15	WIPER S/W
8	CR-14	WIPER S/W
9	CR-13	WIPER S/W
10	CN-40(1)	FUSE BOX
11	CN-36(1)	FUSE BOX
12	CN-38	FUSE BOX
13	CR-3(13)	KEY S/W
14	CR-3(13)	KEY S/W

----- TO CONSOLE WIRE HARNESS -----



## 2. ELECTRICAL CIRCUIT DIAGRAM A-2 (Machine serial No : #0375 to #0860, include #0249, #0315, and #0355~#0366)



NO	CONNECTOR	DESTINATION
1	CN-51(24)	CONTROLLER(HEATER RELAY)
2	CN-51(12)	CONTROLLER(TRAVEL RELAY)
3	CN-51(5)	CONTROLLER(HEAD LAMP RELAY)
4	CR-5	HORN
5	CR-16	HEATER
6	CR-17	WIPER S/W
7	CN-51(3)	FUSE BOX
8	CN-51(4)	FUSE BOX
9	CN-51(1)	FUSE BOX
10	CR-2(12)	WIPER S/W
11	CR-2(13)	WIPER S/W
12	CR-2(14)	WIPER S/W
13	CR-2(15)	WIPER S/W
14	CR-2(16)	WIPER S/W
15	CR-2(17)	WIPER S/W
16	CR-2(18)	WIPER S/W
17	CR-2(19)	WIPER S/W
18	CR-2(20)	WIPER S/W
19	CR-2(21)	WIPER S/W
20	CR-2(22)	WIPER S/W
21	CR-2(23)	WIPER S/W
22	CR-2(24)	WIPER S/W
23	CR-2(25)	WIPER S/W
24	CR-2(26)	WIPER S/W
25	CR-2(27)	WIPER S/W
26	CR-2(28)	WIPER S/W
27	CR-2(29)	WIPER S/W
28	CR-2(30)	WIPER S/W
29	CR-2(31)	WIPER S/W
30	CR-2(32)	WIPER S/W
31	CR-2(33)	WIPER S/W
32	CR-2(34)	WIPER S/W
33	CR-2(35)	WIPER S/W
34	CR-2(36)	WIPER S/W
35	CR-2(37)	WIPER S/W
36	CR-2(38)	WIPER S/W
37	CR-2(39)	WIPER S/W
38	CR-2(40)	WIPER S/W
39	CR-2(41)	WIPER S/W
40	CR-2(42)	WIPER S/W
41	CR-2(43)	WIPER S/W
42	CR-2(44)	WIPER S/W
43	CR-2(45)	WIPER S/W
44	CR-2(46)	WIPER S/W
45	CR-2(47)	WIPER S/W
46	CR-2(48)	WIPER S/W
47	CR-2(49)	WIPER S/W
48	CR-2(50)	WIPER S/W
49	CR-2(51)	WIPER S/W
50	CR-2(52)	WIPER S/W
51	CR-2(53)	WIPER S/W
52	CR-2(54)	WIPER S/W
53	CR-2(55)	WIPER S/W
54	CR-2(56)	WIPER S/W
55	CR-2(57)	WIPER S/W
56	CR-2(58)	WIPER S/W
57	CR-2(59)	WIPER S/W
58	CR-2(60)	WIPER S/W
59	CR-2(61)	WIPER S/W
60	CR-2(62)	WIPER S/W
61	CR-2(63)	WIPER S/W
62	CR-2(64)	WIPER S/W
63	CR-2(65)	WIPER S/W
64	CR-2(66)	WIPER S/W
65	CR-2(67)	WIPER S/W
66	CR-2(68)	WIPER S/W
67	CR-2(69)	WIPER S/W
68	CR-2(70)	WIPER S/W
69	CR-2(71)	WIPER S/W
70	CR-2(72)	WIPER S/W
71	CR-2(73)	WIPER S/W
72	CR-2(74)	WIPER S/W
73	CR-2(75)	WIPER S/W
74	CR-2(76)	WIPER S/W
75	CR-2(77)	WIPER S/W
76	CR-2(78)	WIPER S/W
77	CR-2(79)	WIPER S/W
78	CR-2(80)	WIPER S/W
79	CR-2(81)	WIPER S/W
80	CR-2(82)	WIPER S/W
81	CR-2(83)	WIPER S/W
82	CR-2(84)	WIPER S/W
83	CR-2(85)	WIPER S/W
84	CR-2(86)	WIPER S/W
85	CR-2(87)	WIPER S/W
86	CR-2(88)	WIPER S/W
87	CR-2(89)	WIPER S/W
88	CR-2(90)	WIPER S/W
89	CR-2(91)	WIPER S/W
90	CR-2(92)	WIPER S/W
91	CR-2(93)	WIPER S/W
92	CR-2(94)	WIPER S/W
93	CR-2(95)	WIPER S/W
94	CR-2(96)	WIPER S/W
95	CR-2(97)	WIPER S/W
96	CR-2(98)	WIPER S/W
97	CR-2(99)	WIPER S/W
98	CR-2(100)	WIPER S/W
99	CR-2(101)	WIPER S/W
100	CR-2(102)	WIPER S/W
101	CR-2(103)	WIPER S/W
102	CR-2(104)	WIPER S/W
103	CR-2(105)	WIPER S/W
104	CR-2(106)	WIPER S/W
105	CR-2(107)	WIPER S/W
106	CR-2(108)	WIPER S/W
107	CR-2(109)	WIPER S/W
108	CR-2(110)	WIPER S/W
109	CR-2(111)	WIPER S/W
110	CR-2(112)	WIPER S/W
111	CR-2(113)	WIPER S/W
112	CR-2(114)	WIPER S/W
113	CR-2(115)	WIPER S/W
114	CR-2(116)	WIPER S/W
115	CR-2(117)	WIPER S/W
116	CR-2(118)	WIPER S/W
117	CR-2(119)	WIPER S/W
118	CR-2(120)	WIPER S/W
119	CR-2(121)	WIPER S/W
120	CR-2(122)	WIPER S/W
121	CR-2(123)	WIPER S/W
122	CR-2(124)	WIPER S/W
123	CR-2(125)	WIPER S/W
124	CR-2(126)	WIPER S/W
125	CR-2(127)	WIPER S/W
126	CR-2(128)	WIPER S/W
127	CR-2(129)	WIPER S/W
128	CR-2(130)	WIPER S/W
129	CR-2(131)	WIPER S/W
130	CR-2(132)	WIPER S/W
131	CR-2(133)	WIPER S/W
132	CR-2(134)	WIPER S/W
133	CR-2(135)	WIPER S/W
134	CR-2(136)	WIPER S/W
135	CR-2(137)	WIPER S/W
136	CR-2(138)	WIPER S/W
137	CR-2(139)	WIPER S/W
138	CR-2(140)	WIPER S/W
139	CR-2(141)	WIPER S/W
140	CR-2(142)	WIPER S/W
141	CR-2(143)	WIPER S/W
142	CR-2(144)	WIPER S/W
143	CR-2(145)	WIPER S/W
144	CR-2(146)	WIPER S/W
145	CR-2(147)	WIPER S/W
146	CR-2(148)	WIPER S/W
147	CR-2(149)	WIPER S/W
148	CR-2(150)	WIPER S/W
149	CR-2(151)	WIPER S/W
150	CR-2(152)	WIPER S/W
151	CR-2(153)	WIPER S/W
152	CR-2(154)	WIPER S/W
153	CR-2(155)	WIPER S/W
154	CR-2(156)	WIPER S/W
155	CR-2(157)	WIPER S/W
156	CR-2(158)	WIPER S/W
157	CR-2(159)	WIPER S/W
158	CR-2(160)	WIPER S/W
159	CR-2(161)	WIPER S/W
160	CR-2(162)	WIPER S/W
161	CR-2(163)	WIPER S/W
162	CR-2(164)	WIPER S/W
163	CR-2(165)	WIPER S/W
164	CR-2(166)	WIPER S/W
165	CR-2(167)	WIPER S/W
166	CR-2(168)	WIPER S/W
167	CR-2(169)	WIPER S/W
168	CR-2(170)	WIPER S/W
169	CR-2(171)	WIPER S/W
170	CR-2(172)	WIPER S/W
171	CR-2(173)	WIPER S/W
172	CR-2(174)	WIPER S/W
173	CR-2(175)	WIPER S/W
174	CR-2(176)	WIPER S/W
175	CR-2(177)	WIPER S/W
176	CR-2(178)	WIPER S/W
177	CR-2(179)	WIPER S/W
178	CR-2(180)	WIPER S/W
179	CR-2(181)	WIPER S/W
180	CR-2(182)	WIPER S/W
181	CR-2(183)	WIPER S/W
182	CR-2(184)	WIPER S/W
183	CR-2(185)	WIPER S/W
184	CR-2(186)	WIPER S/W
185	CR-2(187)	WIPER S/W
186	CR-2(188)	WIPER S/W
187	CR-2(189)	WIPER S/W
188	CR-2(190)	WIPER S/W
189	CR-2(191)	WIPER S/W
190	CR-2(192)	WIPER S/W
191	CR-2(193)	WIPER S/W
192	CR-2(194)	WIPER S/W
193	CR-2(195)	WIPER S/W
194	CR-2(196)	WIPER S/W
195	CR-2(197)	WIPER S/W
196	CR-2(198)	WIPER S/W
197	CR-2(199)	WIPER S/W
198	CR-2(200)	WIPER S/W
199	CR-2(201)	WIPER S/W
200	CR-2(202)	WIPER S/W
201	CR-2(203)	WIPER S/W
202	CR-2(204)	WIPER S/W
203	CR-2(205)	WIPER S/W
204	CR-2(206)	WIPER S/W
205	CR-2(207)	WIPER S/W
206	CR-2(208)	WIPER S/W
207	CR-2(209)	WIPER S/W
208	CR-2(210)	WIPER S/W
209	CR-2(211)	WIPER S/W
210	CR-2(212)	WIPER S/W
211	CR-2(213)	WIPER S/W
212	CR-2(214)	WIPER S/W
213	CR-2(215)	WIPER S/W
214	CR-2(216)	WIPER S/W
215	CR-2(217)	WIPER S/W
216	CR-2(218)	WIPER S/W
217	CR-2(219)	WIPER S/W
218	CR-2(220)	WIPER S/W
219	CR-2(221)	WIPER S/W
220	CR-2(222)	WIPER S/W
221	CR-2(223)	WIPER S/W
222	CR-2(224)	WIPER S/W
223	CR-2(225)	WIPER S/W
224	CR-2(226)	WIPER S/W
225	CR-2(227)	WIPER S/W
226	CR-2(228)	WIPER S/W
227	CR-2(229)	WIPER S/W
228	CR-2(230)	WIPER S/W
229	CR-2(231)	WIPER S/W
230	CR-2(232)	WIPER S/W
231	CR-2(233)	WIPER S/W
232	CR-2(234)	WIPER S/W
233	CR-2(235)	WIPER S/W
234	CR-2(236)	WIPER S/W
235	CR-2(237)	WIPER S/W
236	CR-2(238)	WIPER S/W
237	CR-2(239)	WIPER S/W
238	CR-2(240)	WIPER S/W
239	CR-2(241)	WIPER S/W
240	CR-2(242)	WIPER S/W
241	CR-2(243)	WIPER S/W
242	CR-2(244)	WIPER S/W
243	CR-2(245)	WIPER S/W
244	CR-2(246)	WIPER S/W
245	CR-2(247)	WIPER S/W
246	CR-2(248)	WIPER S/W
247	CR-2(249)	WIPER S/W
248	CR-2(250)	WIPER S/W
249	CR-2(251)	WIPER S/W
250	CR-2(252)	WIPER S/W
251	CR-2(253)	WIPER S/W
252	CR-2(254)	WIPER S/W
253	CR-2(255)	WIPER S/W
254	CR-2(256)	WIPER S/W
255	CR-2(257)	WIPER S/W
256	CR-2(258)	WIPER S/W
257	CR-2(259)	WIPER S/W
258	CR-2(260)	WIPER S/W
259	CR-2(261)	WIPER S/W
260	CR-2(262)	WIPER S/W
261	CR-2(263)	WIPER S/W
262	CR-2(264)	WIPER S/W
263	CR-2(265)	WIPER S/W
264	CR-2(266)	WIPER S/W
265	CR-2(267)	WIPER S/W
266	CR-2(268)	WIPER S/W
267	CR-2(269)	WIPER S/W
268	CR-2(270)	WIPER S/W
269	CR-2(271)	WIPER S/W
270	CR-2(272)	WIPER S/W
271	CR-2(273)	WIPER S/W
272	CR-2(274)	WIPER S/W
273	CR-2(275)	WIPER S/W
274	CR-2(276)	WIPER S/W
275	CR-2(277)	WIPER S/W
276	CR-2(278)	WIPER S/W
277	CR-2(279)	WIPER S/W
278	CR-2(280)	WIPER S/W
279	CR-2(281)	WIPER S/W
280	CR-2(282)	WIPER S/W
281	CR-2(283)	WIPER S/W
282	CR-2(284)	WIPER S/W
283	CR-2(285)	WIPER S/W
284	CR-2(286)	WIPER S/W
285	CR-2(287)	WIPER S/W
286	CR-2(288)	WIPER S/W
287	CR-2(289)	WIPER S/W
288	CR-2(290)	WIPER S/W
289	CR-2(291)	WIPER S/W
290	CR-2(292)	WIPER S/W
291	CR-2(293)	WIPER S/W
292	CR-2(294)	WIPER S/W
293	CR-2(295)	WIPER S/W
294	CR-2(296)	WIPER S/W
295	CR-2(297)	WIPER S/W
296	CR-2(298)	WIPER S/W
297	CR-2(299)	WIPER S/W
298	CR-2(300)	WIPER S/W
299	CR-2(301)	WIPER S/W
300	CR-2(302)	WIPER S/W
301	CR-2(303)	WIPER S/W
302	CR-2(304)	WIPER S/W
303	CR-2(305)	WIPER S/W
304	CR-2(306)	WIPER S/W
305	CR-2(307)	WIPER S/W
306	CR-2(308)	WIPER S/W
307	CR-2(309)	WIPER S/W
308	CR-2(310)	WIPER S/W
309	CR-2(311)	WIPER S/W
310	CR-2(312)	WIPER S/W
311	CR-2(313)	WIPER S/W
312	CR-2(314)	WIPER S/W
313	CR-2(315)	WIPER S/W
314	CR-2(316)	WIPER S/W
315	CR-2(317)	WIPER S/W
316	CR-2(318)	WIPER S/W
317	CR-2(319)	WIPER S/W
318	CR-2(320)	WIPER S/W
319	CR-2(321)	WIPER S/W
320	CR-2(322)	WIPER S/W
321	CR-2(323)	WIPER S/W
322	CR-2(324)	WIPER S/W
323	CR-2(325)	WIPER S/W
324	CR-2(326)	WIPER S/W
325	CR-2(327)	WIPER S/W
326	CR-2(328)	WIPER S/W
327	CR-2(329)	WIPER S/W
328	CR-2(330)	WIPER S/W
329	CR-2(3	

### 3. ELECTRICAL CIRCUIT DIAGRAM A-3 (Machine serial No : #0861 and up)

NO	CONNECTOR	DESTINATION
1	CN-58(24)	CONTROLLER(WATER RELAY)
2	CN-58(12)	CONTROLLER(TRAVEL RELAY)
3	CN-58(9)	CONTROLLER(WORK LAMP RELAY)
4	CN-58(15)	HORN
5	CS-5	WIPER S/W
6	CS-145	FUSE BOX
7	CN-57(1)	FUSE BOX
8	CN-40(3)	FUSE BOX
9	CN-38(4)	FUSE BOX
10	CN-2(3)	KEY S/W

NO	CONNECTOR	DESTINATION
1	CN-57(4)	CLUSTER(ANTI-HEAT/HT/REL.)
2	CN-57(4)	CLUSTER(FUEL LEVEL SENDER)
3	CN-55(12)	CLUSTER(HYD.OIL TEMP SW)
4	CN-57(13)	CONTROLLER(HEAT RELAY)
5	CN-57(13)	CLUSTER(OIL PRESS. SW)
6	CS-2(5)	KEY S/W
7	CN-58(17)	CONTROLLER(AIR CLEANER SW)
8	CN-58(17)	CLUSTER(AIR CLEANER SW)
9	CN-58(17)	CLUSTER(AIR CLEANER SW)
10	CN-58(17)	CLUSTER(AIR CLEANER SW)
11	CN-58(17)	CLUSTER(AIR CLEANER SW)
12	CN-58(17)	CLUSTER(AIR CLEANER SW)
13	CN-58(17)	CLUSTER(AIR CLEANER SW)
14	CN-58(17)	CLUSTER(AIR CLEANER SW)

NO	CONNECTOR	DESTINATION
1	CN-57(3)	CLUSTER(WATER TEMP SENDER)
2	CN-38(6)	FUSE BOX
3	CL-2	CIGAR LIGHT
4	CS-4	SAFETY S/W
5	END	
6	CN-8(1)	FUSE BOX
7	CN-8(1)	FUSE BOX
8	CS-3(5)	WIPER S/W
9	CN-31(4)	AIR-CON S/W
10	CS-3(3)	WIPER S/W
11	CS-3(3)	WIPER S/W
12	CS-3(2)	WIPER S/W
13	CN-8(1)	FUSE BOX
14	CN-31(3)	AIR-CON S/W

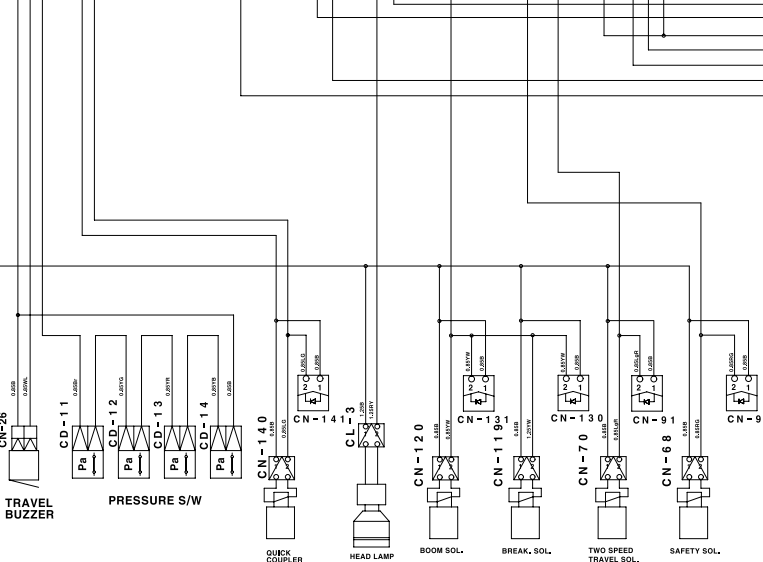
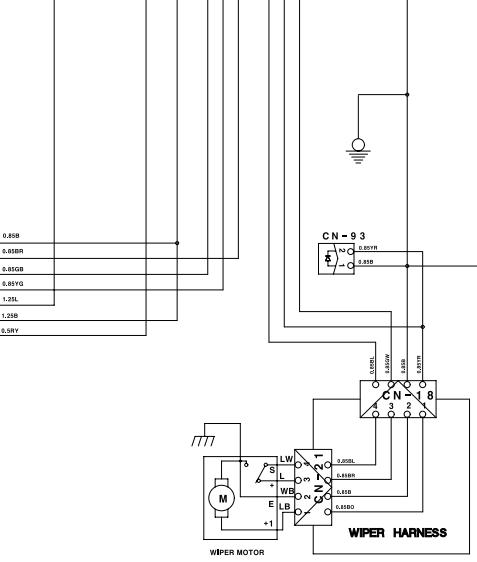
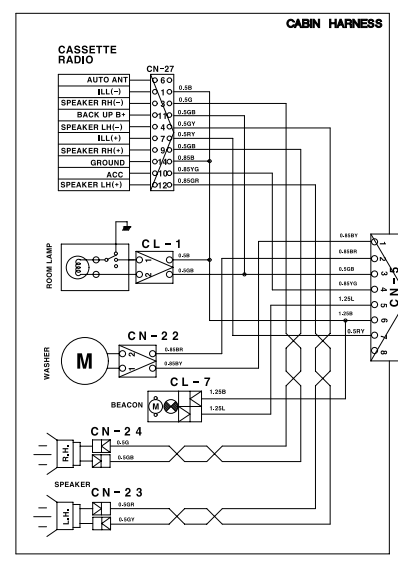
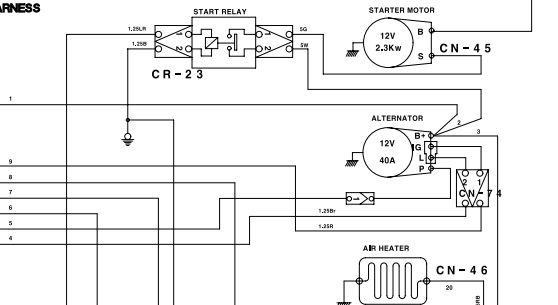
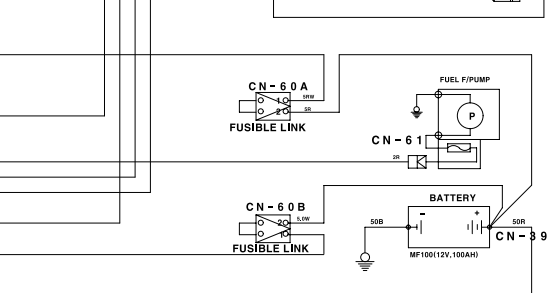
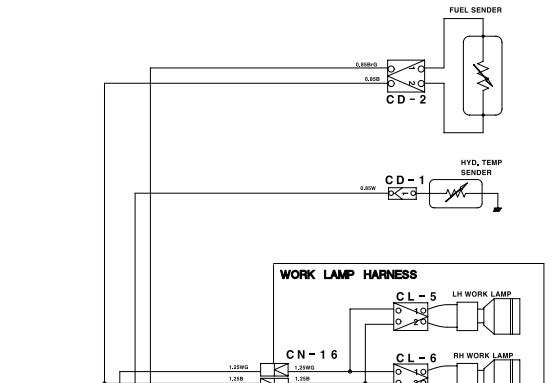
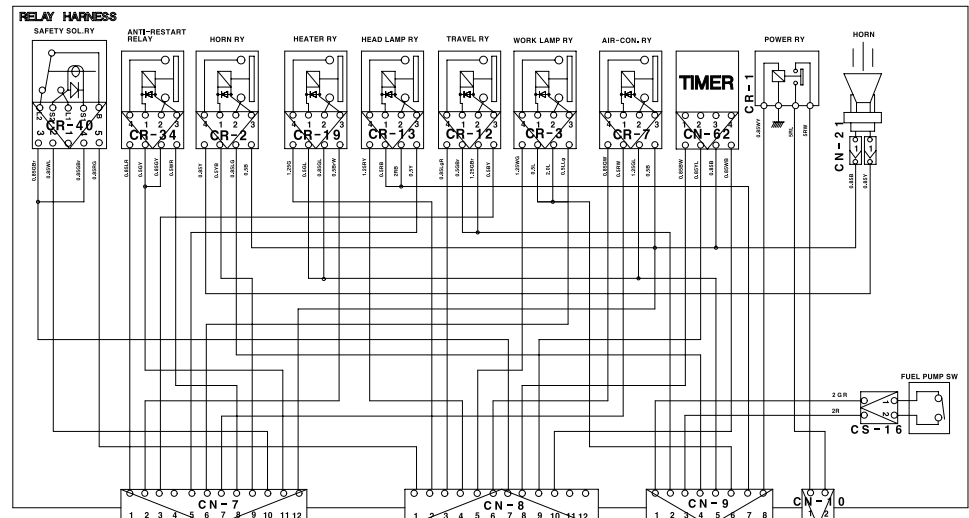
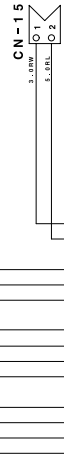

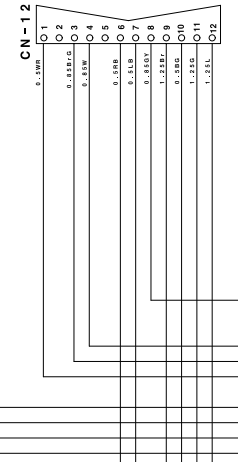

NO	CONNECTOR	DESTINATION
1	CN-38(7)	FUSE BOX
2	CN-38(3)	FUSE BOX
3	CN-38(2)	FUSE BOX
4	END	

NO	CONNECTOR	DESTINATION
1	CN-41(2)	FUSE BOX
2	CN-41(1)	FUSE BOX

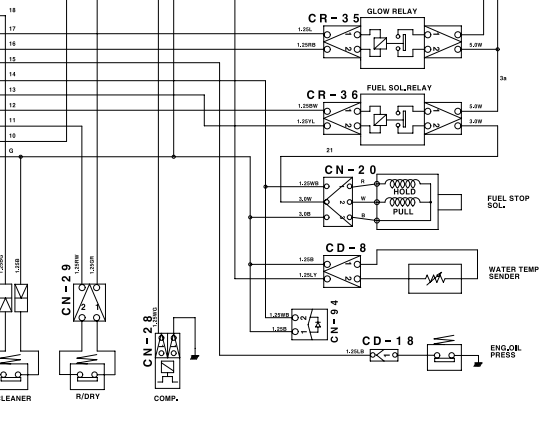
NO	CONNECTOR	DESTINATION
1	Earth	Earth
2	CR-3(7)	TRAVEL ALARM RELAY
3	CR-3(7)	TRAVEL ALARM RELAY

NO	CONNECTOR	DESTINATION
1	Earth	Earth
2	CS-31(1, 3)	WIPER COUPLER SWITCH

----- TO CONSOLE WIRE HARNESS -----



NO	용량	부호	CN-NO.
1	20A	WIPER & WASHER	CN36(1)
2	20A	HEADLAMP	CN36(2)
3	10A	WORKLAMP	CN36(3)
4	20A	AIR-CON & HEATER	CN36(4)
5	20A	CIGAR	CN36(5)
6	10A	ALT	CN36(6)
7	20A	FUEL FILLER PUMP	CN36(7)
8	10A	CASSETTE RADIO	CN36(8)
9	20A	SOLENOID V/V	CN37(1)
10	10A	CLUSTER & CONTROLLER	CN37(2)
11	10A	BREAKER SOL.	CN38(1)
12	10A		CN40(2)
13	10A		CN40(3)
14	10A		CN40(4)
15	10A		CN40(1)
16	20A	KEY SWITCH	CN40(2)
17	10A	HORN	CN40(3)



# 4. ELECTRICAL CIRCUIT DIAGRAM B-1 (Machine serial No : up to #0860)

## CONSOLE SIDE

NO	CONNECTOR	DESTINATION
1	CH-7(2)	RELAY HARNESS
2	CH-7(3)	RELAY HARNESS
3	CH-7(4)	RELAY HARNESS
4	CH-7(5)	RELAY HARNESS
5	CH-7(6)	RELAY HARNESS
6	CH-7(7)	RELAY HARNESS
7	CH-7(8)	RELAY HARNESS
8	CH-8(2)	RELAY HARNESS
9	CH-11(2)	BREAK SOL.
10	CH-9(2)	RELAY HARNESS
11	CH-9(4)	RELAY HARNESS
12	CH-9(5)	RELAY HARNESS
13	CH-8(10)	RELAY HARNESS
14	CH-9(8)	RELAY HARNESS

CN-11(2)

NO	CONNECTOR	DESTINATION
1	CH-7(8)	RELAY HARNESS
2	CH-2(11)	FUEL SENDER
3	CH-1	IND. TEMP. SW
4	CH-3(10)	ENG. HARNESS
5	CH-3(9)	ENG. HARNESS
6	CH-7(11)	RELAY HARNESS
7	CH-7(11)	RELAY HARNESS
8	CH-2(1)	ENG. HARNESS
9	CH-3(12)	ENG. HARNESS
10	CH-2(2)	ENG. HARNESS
11	CH-2(2)	ENG. HARNESS
12	CH-5(5)	CABIN HARNESS

NO	CONNECTOR	DESTINATION
1	CH-2(17)	ENG. HARNESS
2	CH-2(18)	ENG. HARNESS
3	CH-2(19)	HEAD LIGHT
4	CH-7(10)	RELAY HARNESS
5	GND	
6	CH-5(3)	CABIN HARNESS
7	CH-5(4)	CABIN HARNESS
8	CH-5(4)	CABIN HARNESS
9	CH-5(2)	CABIN HARNESS
10	CH-5(5)	RELAY HARNESS
11	CH-10(4)	WIPER HARNESS
12	CH-10(1)	WIPER HARNESS
13	CH-10(3)	WIPER HARNESS
14	CH-2(3)	ENG. HARNESS

NO	CONNECTOR	DESTINATION
1	CH-9(11)	RELAY HARNESS
2	CH-9(6)	RELAY HARNESS
3	CH-9(7)	RELAY HARNESS
4	GND	

NO	CONNECTOR	DESTINATION
1	CH-10(1)	RELAY HARNESS
2	CH-10(2)	RELAY HARNESS

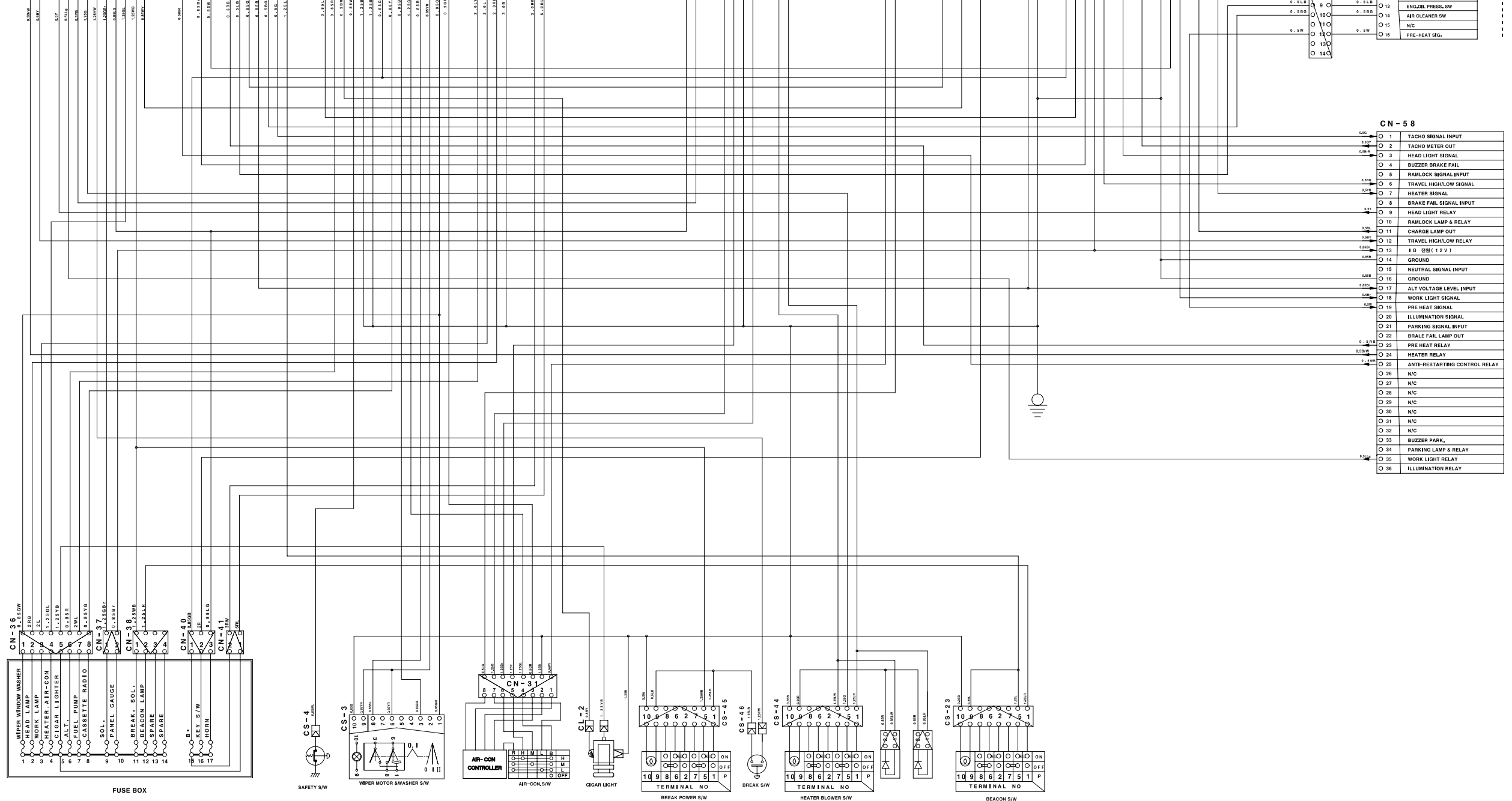
NO	CONNECTOR	DESTINATION
1	1.1.101	WIPER MOTOR
2	1.1.102	WIPER MOTOR
3	1.1.103	WIPER MOTOR
4	1.1.104	WIPER MOTOR
5	1.1.105	WIPER MOTOR
6	1.1.106	WIPER MOTOR
7	1.1.107	WIPER MOTOR
8	1.1.108	WIPER MOTOR
9	1.1.109	WIPER MOTOR
10	1.1.110	WIPER MOTOR
11	1.1.111	WIPER MOTOR
12	1.1.112	WIPER MOTOR
13	1.1.113	WIPER MOTOR
14	1.1.114	WIPER MOTOR

NO	CONNECTOR	DESTINATION
1	1.1.115	WIPER MOTOR
2	1.1.116	WIPER MOTOR
3	1.1.117	WIPER MOTOR
4	1.1.118	WIPER MOTOR
5	1.1.119	WIPER MOTOR
6	1.1.120	WIPER MOTOR
7	1.1.121	WIPER MOTOR
8	1.1.122	WIPER MOTOR
9	1.1.123	WIPER MOTOR
10	1.1.124	WIPER MOTOR
11	1.1.125	WIPER MOTOR
12	1.1.126	WIPER MOTOR
13	1.1.127	WIPER MOTOR
14	1.1.128	WIPER MOTOR

NO	CONNECTOR	DESTINATION
1	1.1.129	WIPER MOTOR
2	1.1.130	WIPER MOTOR
3	1.1.131	WIPER MOTOR
4	1.1.132	WIPER MOTOR
5	1.1.133	WIPER MOTOR
6	1.1.134	WIPER MOTOR
7	1.1.135	WIPER MOTOR
8	1.1.136	WIPER MOTOR
9	1.1.137	WIPER MOTOR
10	1.1.138	WIPER MOTOR
11	1.1.139	WIPER MOTOR
12	1.1.140	WIPER MOTOR
13	1.1.141	WIPER MOTOR
14	1.1.142	WIPER MOTOR

NO	CONNECTOR	DESTINATION
1	1.1.143	WIPER MOTOR
2	1.1.144	WIPER MOTOR
3	1.1.145	WIPER MOTOR
4	1.1.146	WIPER MOTOR

NO	CONNECTOR	DESTINATION
1	1.1.147	WIPER MOTOR
2	1.1.148	WIPER MOTOR



FUSE BOX

WIPER MOTOR & WIPER MOTOR

HEATER BLOWER S/W

RESISTOR

AIR-CON BLOWER

START KEY S/W

HEATER BLOWER S/W

BEACON S/W

CN-91

CN-57

CN-92

CN-56

CN-58

CLUSTER

CONTROLLER

# 5. ELECTRICAL CIRCUIT DIAGRAM B-2 (Machine serial No : #0861 to #1538)

## CONSOLE SIDE

NO	CONNECTOR	DESTINATION
1		
2	CH-7(2)	RELAY HARNESS
3	CH-7(3)	RELAY HARNESS
4	CH-7(4)	RELAY HARNESS
5	CH-7(5)	RELAY HARNESS
6	CH-7(6)	RELAY HARNESS
7	CH-7(8)	RELAY HARNESS
8	CH-8(2)	RELAY HARNESS
9	CH-11B(2)	BREAK SOL.
10	CH-9(2)	RELAY HARNESS
11	CH-9(4)	RELAY HARNESS
12	CH-9(5)	RELAY HARNESS
13	CH-8(10)	RELAY HARNESS
14	CH-9(8)	RELAY HARNESS

NO	CONNECTOR	DESTINATION
1	CH-7(8)	RELAY HARNESS
2	CH-7(1)	FUEL SENDER
3	CD-1	HYD. TEMP. SW
4	CH-3(10)	ENG. HARNESS
5	CH-3(9)	ENG. HARNESS
6	CH-3(11)	RELAY HARNESS
7	CH-2(1)	ENG. HARNESS
8	CH-3(12)	ENG. HARNESS
9	CH-2(2)	ENG. HARNESS
10	CH-5(5)	CABIN HARNESS

NO	CONNECTOR	DESTINATION
1	CH-7(10)	RELAY HARNESS
2	GND	
3	CH-5(3)	CABIN HARNESS
4	CH-5(4)	CABIN HARNESS
5	CH-5(2)	CABIN HARNESS
6	CH-8(5)	RELAY HARNESS
7	CH-18(4)	WIPER HARNESS
8	CH-18(1)	WIPER HARNESS
9	CH-18(3)	WIPER HARNESS
10	CH-2(3)	ENG. HARNESS

NO	CONNECTOR	DESTINATION
1	CH-9(1)	RELAY HARNESS
2	CH-9(6)	RELAY HARNESS
3	CH-9(7)	RELAY HARNESS
4	GND	

NO	CONNECTOR	DESTINATION
1	CH-10(1)	RELAY HARNESS
2	CH-10(2)	RELAY HARNESS

NO	CONNECTOR	DESTINATION
1	CH-14(1)	RELAY HARNESS
2	CH-14(2)	RELAY HARNESS

NO	CONNECTOR	DESTINATION
1	CH-14(1)	QUICK COUPLER SOL.
2	CH-14(2)	QUICK COUPLER SOL.

NO	CONNECTOR	DESTINATION
1	01	0.100K
2	02	0.100V
3	03	0.100V
4	04	0.100V
5	05	0.100V
6	06	0.100V
7	07	0.100V
8	08	0.100V
9	09	0.100V
10	10	0.100V
11	11	0.100V
12	12	0.100V
13	13	0.100V
14	14	0.100V

NO	CONNECTOR	DESTINATION
1	01	0.100V
2	02	0.100V
3	03	0.100V
4	04	0.100V
5	05	0.100V
6	06	0.100V
7	07	0.100V
8	08	0.100V
9	09	0.100V
10	10	0.100V
11	11	0.100V
12	12	0.100V
13	13	0.100V
14	14	0.100V

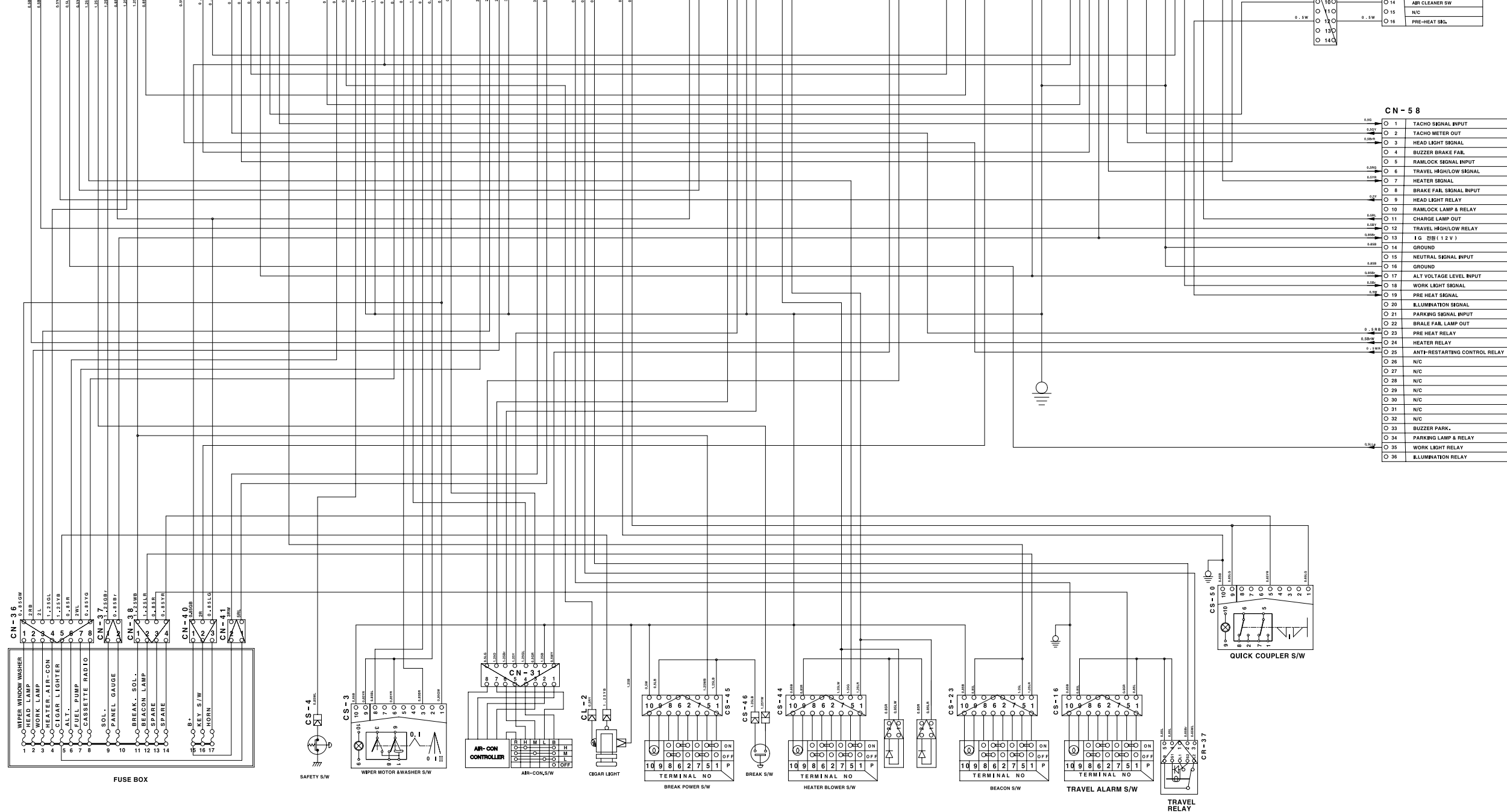
NO	CONNECTOR	DESTINATION
1	01	0.100V
2	02	0.100V
3	03	0.100V
4	04	0.100V
5	05	0.100V
6	06	0.100V
7	07	0.100V
8	08	0.100V
9	09	0.100V
10	10	0.100V
11	11	0.100V
12	12	0.100V
13	13	0.100V
14	14	0.100V

NO	CONNECTOR	DESTINATION
1	01	0.100V
2	02	0.100V
3	03	0.100V

NO	CONNECTOR	DESTINATION
1	01	0.100V
2	02	0.100V

NO	CONNECTOR	DESTINATION
1	01	0.100V
2	02	0.100V

NO	CONNECTOR	DESTINATION
1	01	0.100V
2	02	0.100V



NO	CONNECTOR	DESTINATION
1	01	0.100V
2	02	0.100V
3	03	0.100V
4	04	0.100V
5	05	0.100V
6	06	0.100V
7	07	0.100V
8	08	0.100V
9	09	0.100V
10	10	0.100V
11	11	0.100V
12	12	0.100V

NO	CONNECTOR	DESTINATION
1	01	0.100V
2	02	0.100V
3	03	0.100V
4	04	0.100V
5	05	0.100V
6	06	0.100V
7	07	0.100V
8	08	0.100V
9	09	0.100V
10	10	0.100V
11	11	0.100V
12	12	0.100V
13	13	0.100V
14	14	0.100V

NO	CONNECTOR	DESTINATION
1	01	0.100V
2	02	0.100V
3	03	0.100V
4	04	0.100V
5	05	0.100V
6	06	0.100V
7	07	0.100V
8	08	0.100V
9	09	0.100V
10	10	0.100V
11	11	0.100V
12	12	0.100V
13	13	0.100V
14	14	0.100V
15	15	0.100V
16	16	0.100V
17	17	0.100V
18	18	0.100V
19	19	0.100V
20	20	0.100V
21	21	0.100V
22	22	0.100V
23	23	0.100V
24	24	0.100V
25	25	0.100V
26	26	0.100V
27	27	0.100V
28	28	0.100V
29	29	0.100V
30	30	0.100V
31	31	0.100V
32	32	0.100V
33	33	0.100V
34	34	0.100V
35	35	0.100V
36	36	0.100V

# 6. ELECTRICAL CIRCUIT DIAGRAM B-3 (Machine serial No : #1539 and up)

## CONSOLE SIDE

NO	CONNECTOR	DESTINATION
1	CN-7(2)	RELAY HARNESS
2	CN-7(3)	RELAY HARNESS
3	CN-7(5)	RELAY HARNESS
4	CN-7(6)	RELAY HARNESS
5	CN-7(8)	RELAY HARNESS
6	CN-7(9)	RELAY HARNESS
7	CN-7(10)	RELAY HARNESS
8	CN-7(11)	RELAY HARNESS
9	CN-7(12)	BREAK SOL.
10	CN-9(4)	RELAY HARNESS
11	CN-9(5)	RELAY HARNESS
12	CN-8(10)	RELAY HARNESS
13	CN-8(8)	RELAY HARNESS
14	CN-8(9)	RELAY HARNESS

NO	CONNECTOR	DESTINATION
1	CN-3(1)	RELAY HARNESS
2	CN-3(2)	FUEL SENSOR
3	CN-3(3)	HYD-TEMP SW
4	CN-3(10)	ENG. HARNESS
5	CN-3(9)	ENG. HARNESS
6	CN-3(11)	RELAY HARNESS
7	CN-3(12)	ENG. HARNESS
8	CN-3(13)	ENG. HARNESS
9	CN-3(14)	ENG. HARNESS
10	CN-3(15)	ENG. HARNESS
11	CN-3(16)	ENG. HARNESS
12	CN-3(17)	ENG. HARNESS
13	CN-3(18)	ENG. HARNESS
14	CN-3(19)	CABIN HARNESS

NO	CONNECTOR	DESTINATION
1	CN-2(1)	ENG. HARNESS
2	CN-2(2)	RELAY HARNESS
3	CN-2(3)	RELAY HARNESS
4	CN-2(4)	RELAY HARNESS
5	CN-2(5)	GND
6	CN-2(6)	CABIN HARNESS
7	CN-2(7)	CABIN HARNESS
8	CN-2(8)	CABIN HARNESS
9	CN-2(9)	CABIN HARNESS
10	CN-2(10)	RELAY HARNESS
11	CN-2(11)	RELAY HARNESS
12	CN-2(12)	WIPER HARNESS
13	CN-2(13)	WIPER HARNESS
14	CN-2(14)	ENG. HARNESS

NO	CONNECTOR	DESTINATION
1	CN-9(1)	RELAY HARNESS
2	CN-9(6)	RELAY HARNESS
3	CN-9(7)	RELAY HARNESS
4	CN-9(8)	GND

NO	CONNECTOR	DESTINATION
1	CN-10(1)	RELAY HARNESS
2	CN-10(2)	RELAY HARNESS

NO	CONNECTOR	DESTINATION
1	CN-26	TRAVEL ALARM BUZZER
2	CN-26	TRAVEL ALARM BUZZER
3	CD-11	PRESSURE SWITCH

NO	CONNECTOR	DESTINATION
1	CN-141(1)	QUICK COUPLER SOL.
2	CN-141(2)	QUICK COUPLER SOL.

NO	CONNECTOR	DESTINATION
1	CN-11	RELAY HARNESS
2	CN-11	RELAY HARNESS
3	CN-11	RELAY HARNESS
4	CN-11	RELAY HARNESS
5	CN-11	RELAY HARNESS
6	CN-11	RELAY HARNESS
7	CN-11	RELAY HARNESS
8	CN-11	RELAY HARNESS
9	CN-11	RELAY HARNESS
10	CN-11	RELAY HARNESS
11	CN-11	RELAY HARNESS
12	CN-11	RELAY HARNESS
13	CN-11	RELAY HARNESS
14	CN-11	RELAY HARNESS

NO	CONNECTOR	DESTINATION
1	CN-12	RELAY HARNESS
2	CN-12	RELAY HARNESS
3	CN-12	RELAY HARNESS
4	CN-12	RELAY HARNESS
5	CN-12	RELAY HARNESS
6	CN-12	RELAY HARNESS
7	CN-12	RELAY HARNESS
8	CN-12	RELAY HARNESS
9	CN-12	RELAY HARNESS
10	CN-12	RELAY HARNESS
11	CN-12	RELAY HARNESS
12	CN-12	RELAY HARNESS
13	CN-12	RELAY HARNESS
14	CN-12	RELAY HARNESS

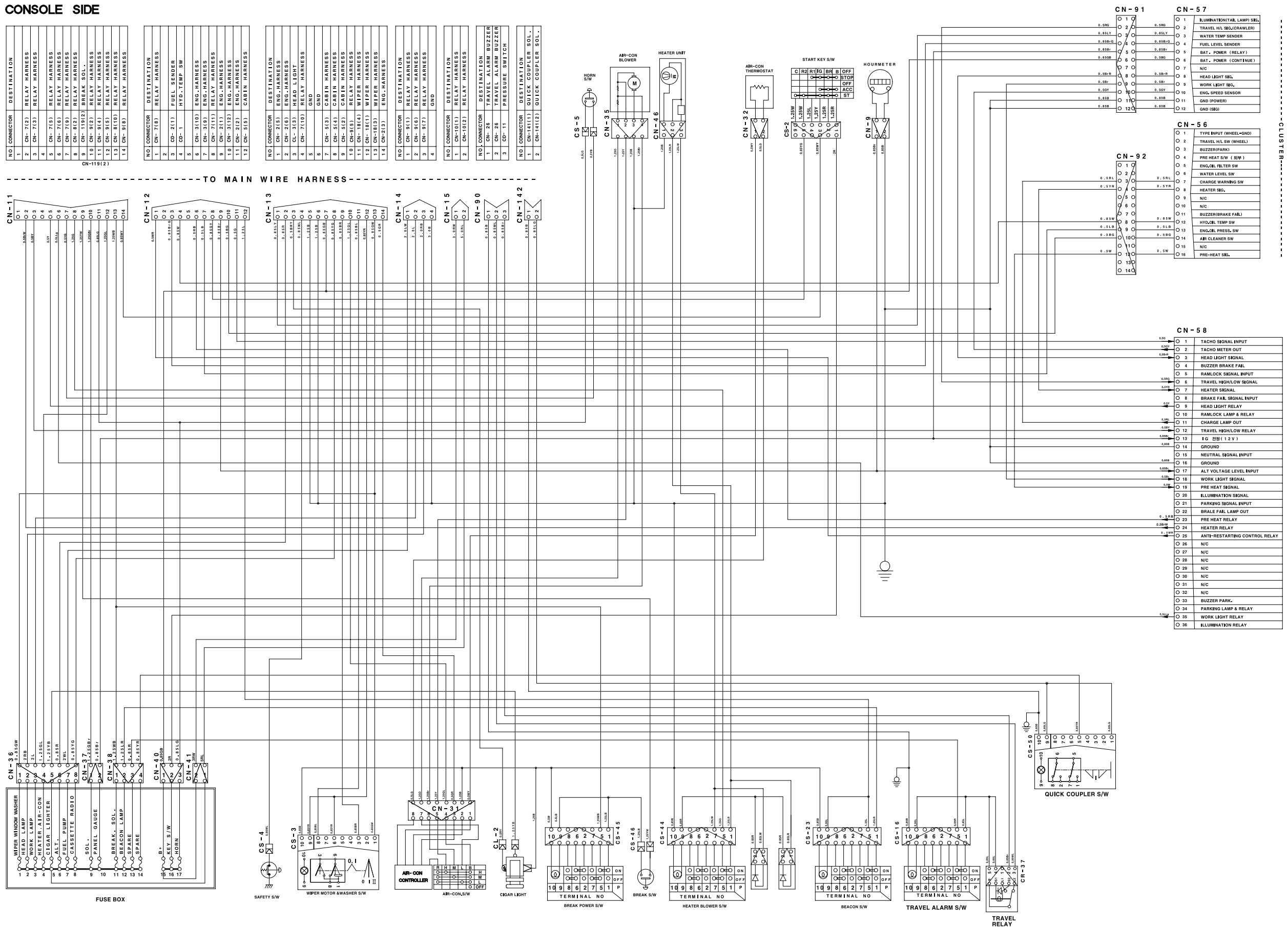
NO	CONNECTOR	DESTINATION
1	CN-13	RELAY HARNESS
2	CN-13	RELAY HARNESS
3	CN-13	RELAY HARNESS
4	CN-13	RELAY HARNESS
5	CN-13	RELAY HARNESS
6	CN-13	RELAY HARNESS
7	CN-13	RELAY HARNESS
8	CN-13	RELAY HARNESS
9	CN-13	RELAY HARNESS
10	CN-13	RELAY HARNESS
11	CN-13	RELAY HARNESS
12	CN-13	RELAY HARNESS
13	CN-13	RELAY HARNESS
14	CN-13	RELAY HARNESS

NO	CONNECTOR	DESTINATION
1	CN-14	RELAY HARNESS
2	CN-14	RELAY HARNESS
3	CN-14	RELAY HARNESS
4	CN-14	RELAY HARNESS

NO	CONNECTOR	DESTINATION
1	CN-15	RELAY HARNESS
2	CN-15	RELAY HARNESS
3	CN-15	RELAY HARNESS
4	CN-15	RELAY HARNESS

NO	CONNECTOR	DESTINATION
1	CN-90	RELAY HARNESS
2	CN-90	RELAY HARNESS
3	CN-90	RELAY HARNESS
4	CN-90	RELAY HARNESS

NO	CONNECTOR	DESTINATION
1	CN-142	RELAY HARNESS
2	CN-142	RELAY HARNESS
3	CN-142	RELAY HARNESS
4	CN-142	RELAY HARNESS



NO	CONNECTOR	DESTINATION
1	CN-91	RELAY HARNESS
2	CN-91	RELAY HARNESS
3	CN-91	RELAY HARNESS
4	CN-91	RELAY HARNESS
5	CN-91	RELAY HARNESS
6	CN-91	RELAY HARNESS
7	CN-91	RELAY HARNESS
8	CN-91	RELAY HARNESS
9	CN-91	RELAY HARNESS
10	CN-91	RELAY HARNESS
11	CN-91	RELAY HARNESS
12	CN-91	RELAY HARNESS

NO	CONNECTOR	DESTINATION
1	CN-57	ILLUMINATION LAMP S/W
2	CN-57	TRAVEL H/L SW (WHEEL)
3	CN-57	WATER TEMP SENDER
4	CN-57	FUEL LEVEL SENDER
5	CN-57	BAT. POWER (RELAY)
6	CN-57	BAT. POWER (CONTINUE)
7	CN-57	N/C
8	CN-57	HEAD LIGHT S/W
9	CN-57	WORK LIGHT S/W
10	CN-57	ENG. SPEED SENSOR
11	CN-57	GND (POWER)
12	CN-57	GND (SIG)

NO	CONNECTOR	DESTINATION
1	CN-56	TYPE INPUT (WHEEL-GND)
2	CN-56	TRAVEL H/L SW (WHEEL)
3	CN-56	BUZZER(PARK)
4	CN-56	PRE HEAT S/W (S/W)
5	CN-56	ENG. OIL FILTER SW
6	CN-56	WATER LEVEL SW
7	CN-56	CHARGE WARNING SW
8	CN-56	HEATER S/W
9	CN-56	N/C
10	CN-56	N/C
11	CN-56	BUZZER(BRAKE FAIL)
12	CN-56	HYD. OIL TEMP SW
13	CN-56	ENG. OIL PRESS. SW
14	CN-56	APR CLEANER SW
15	CN-56	N/C
16	CN-56	PRE-HEAT S/W

NO	CONNECTOR	DESTINATION
1	CN-58	TACHO SIGNAL INPUT
2	CN-58	TACHO METER OUT
3	CN-58	HEAD LIGHT SIGNAL
4	CN-58	BUZZER BRAKE FAIL
5	CN-58	RAMLOCK SIGNAL INPUT
6	CN-58	TRAVEL HIGH/LOW SIGNAL
7	CN-58	HEATER SIGNAL
8	CN-58	BRAKE FAIL SIGNAL INPUT
9	CN-58	HEAD LIGHT RELAY
10	CN-58	RAMLOCK LAMP & RELAY
11	CN-58	CHARGE LAMP OUT
12	CN-58	TRAVEL HIGH/LOW RELAY
13	CN-58	IG (SW) (12V)
14	CN-58	GROUND
15	CN-58	NEUTRAL SIGNAL INPUT
16	CN-58	GROUND
17	CN-58	ALT VOLTAGE LEVEL INPUT
18	CN-58	WORK LIGHT SIGNAL
19	CN-58	PRE HEAT SIGNAL
20	CN-58	ILLUMINATION SIGNAL
21	CN-58	PARKING SIGNAL INPUT
22	CN-58	BRAKE FAIL LAMP OUT
23	CN-58	PRE HEAT RELAY
24	CN-58	HEATER RELAY
25	CN-58	ANTI-RESTARTING CONTROL RELAY
26	CN-58	N/C
27	CN-58	N/C
28	CN-58	N/C
29	CN-58	N/C
30	CN-58	N/C
31	CN-58	N/C
32	CN-58	N/C
33	CN-58	BUZZER PARK.
34	CN-58	PARKING LAMP & RELAY
35	CN-58	WORK LIGHT RELAY
36	CN-58	ILLUMINATION RELAY