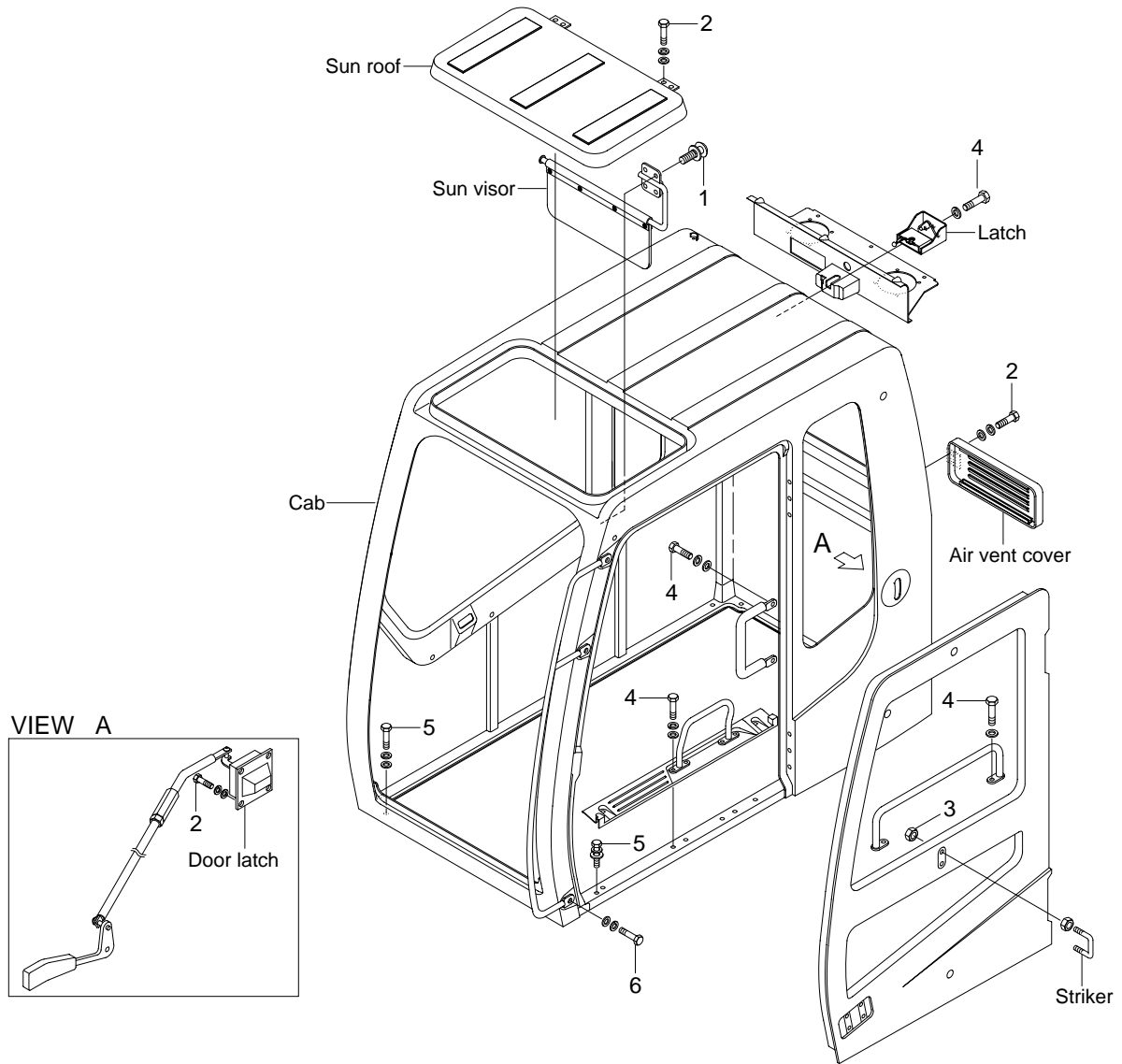


GROUP 6 STRUCTURE

CAB AND ACCESSORIES MOUNTING



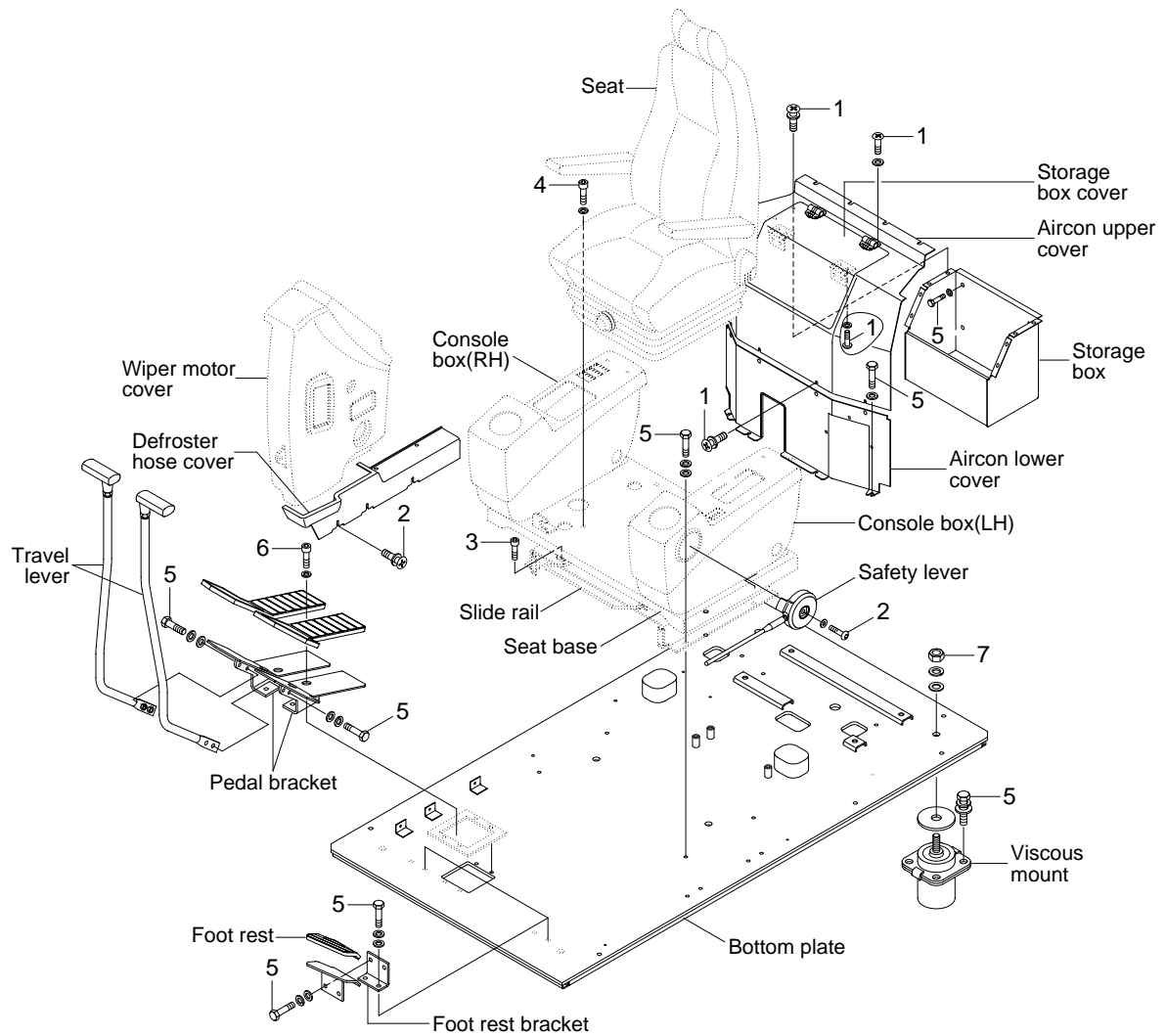
36079CM09

· Tightening torque

Item	Size	kgf · m	lbf · ft
1	M 6 × 1.0	0.49 ± 0.1	3.5 ± 0.7
2	M 8 × 1.25	2.5 ± 0.5	18.1 ± 3.6
3	M10 × 1.5	4.7 ± 0.9	34 ± 6.5

Item	Size	kgf · m	lbf · ft
4	M10 × 1.5	6.9 ± 1.4	49.9 ± 10.1
5	M12 × 1.75	12.8 ± 3.0	92.6 ± 21.7
6	M16 × 2.0	29.7 ± 4.5	215 ± 32.5

CAB INTERIOR MOUNTING



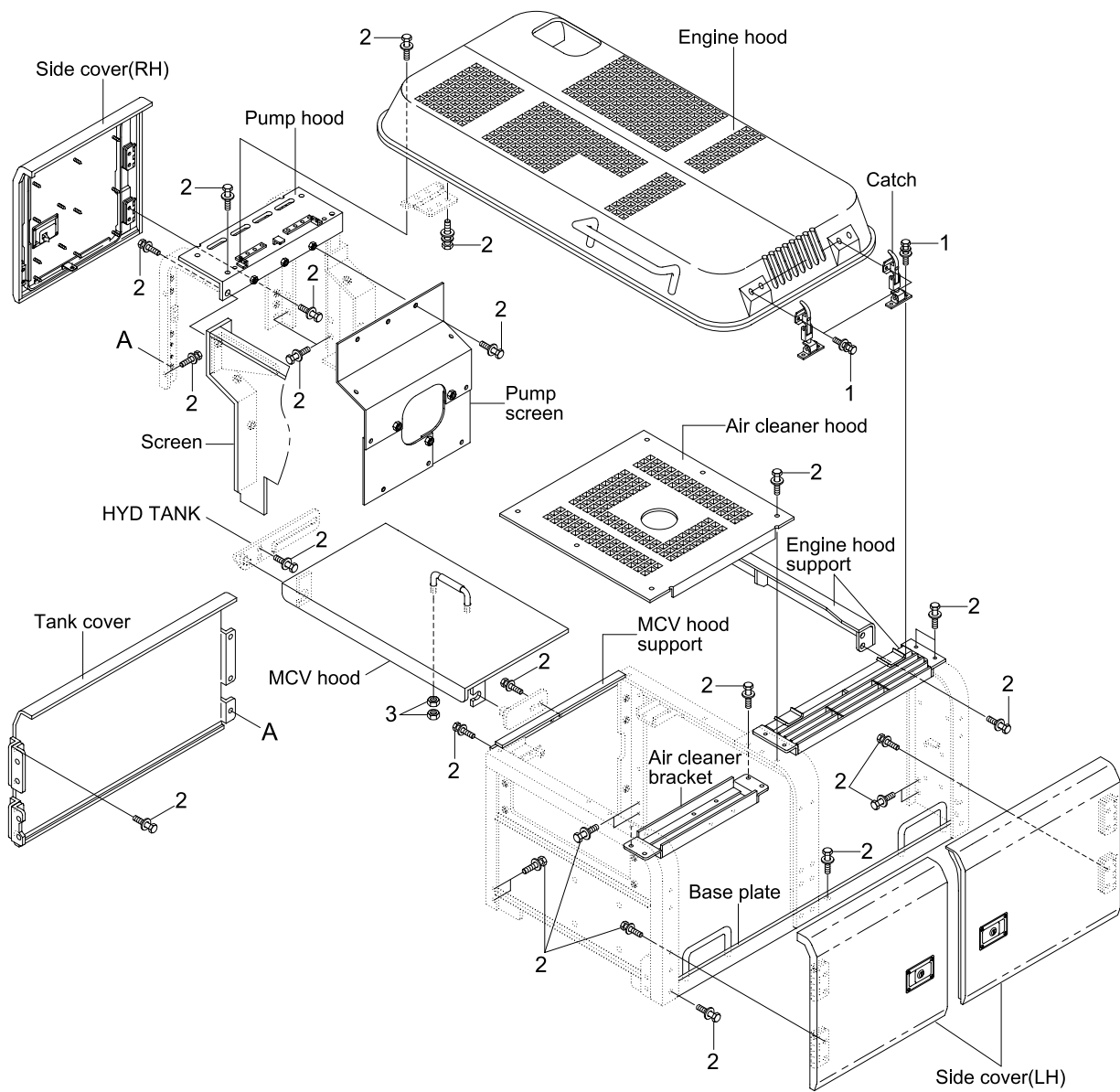
36079CM10

· Tightening torque

Item	Size	kgf · m	lbf · ft
1	M 6 × 1.0	0.49 ± 0.1	3.5 ± 0.7
2	M 6 × 1.0	1.05 ± 0.2	7.6 ± 1.4
3	M 8 × 1.25	3.43 ± 0.7	24.8 ± 5.1
4	M 8 × 1.25	4.05 ± 0.8	29.3 ± 5.8

Item	Size	kgf · m	lbf · ft
5	M10 × 1.5	6.9 ± 1.4	49.9 ± 10.1
6	M10 × 1.5	8.27 ± 1.7	59.8 ± 12.3
7	M16 × 2.0	29.7 ± 4.5	215 ± 32.5
-	-	-	-

COWLING MOUNTING



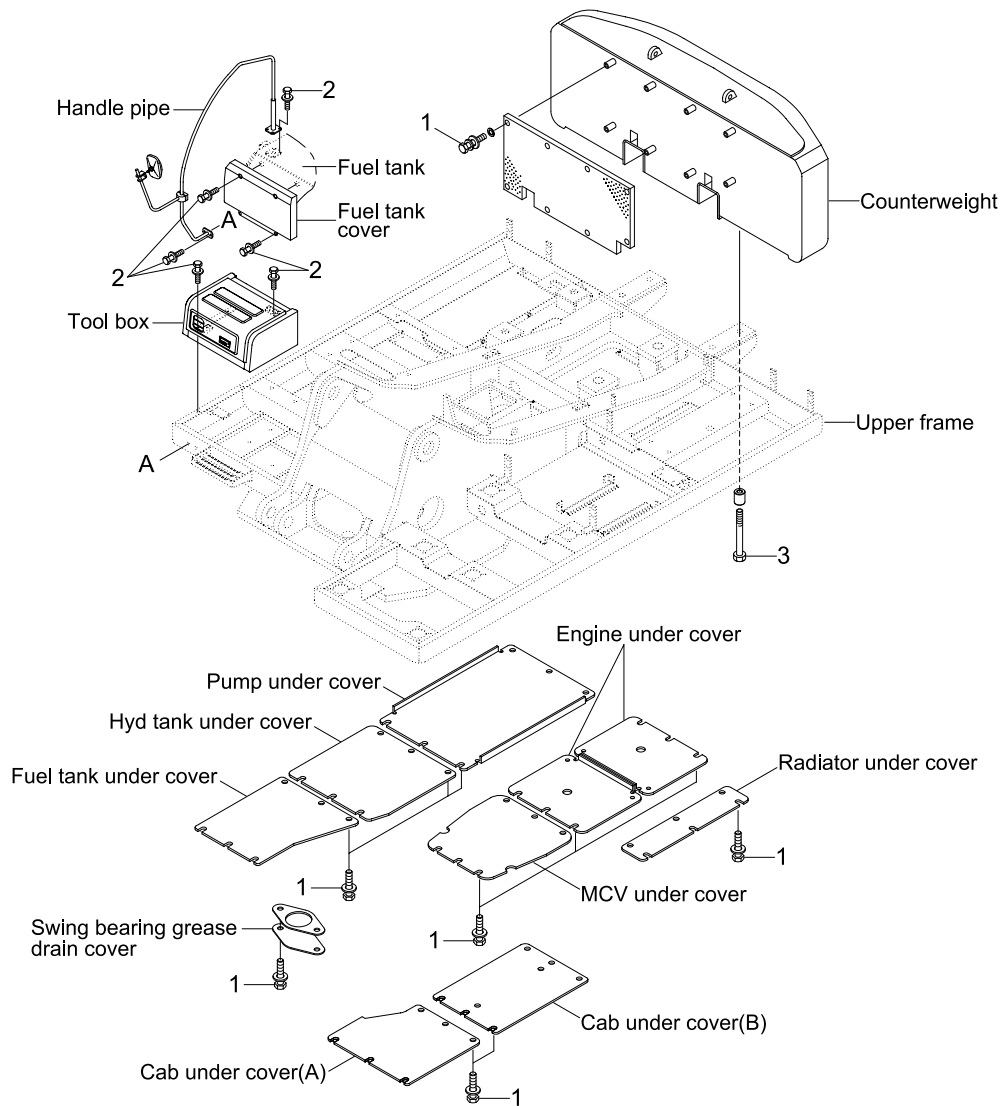
32079CM11

· Tightening torque

Item	Size	kgf · m	lbf · ft
1	M 8 × 1.25	2.5 ± 0.5	18.1 ± 3.6
2	M12 × 1.75	12.8 ± 3.0	92.6 ± 21.7

Item	Size	kgf · m	lbf · ft
3	M16 × 2.0	29.7 ± 4.5	215 ± 32.5
-	-	-	-

COUNTERWEIGHT AND COVERS MOUNTING



32079CM12

· Tightening torque

Item	Size	kgf · m	lbf · ft
1	M10 × 1.5	6.9 ± 1.4	49.9 ± 10.1
2	M12 × 1.75	12.8 ± 3.0	92.6 ± 21.7

Item	Size	kgf · m	lbf · ft
3	M36 × 3.0	308 ± 46	2228 ± 333
-	-	-	-