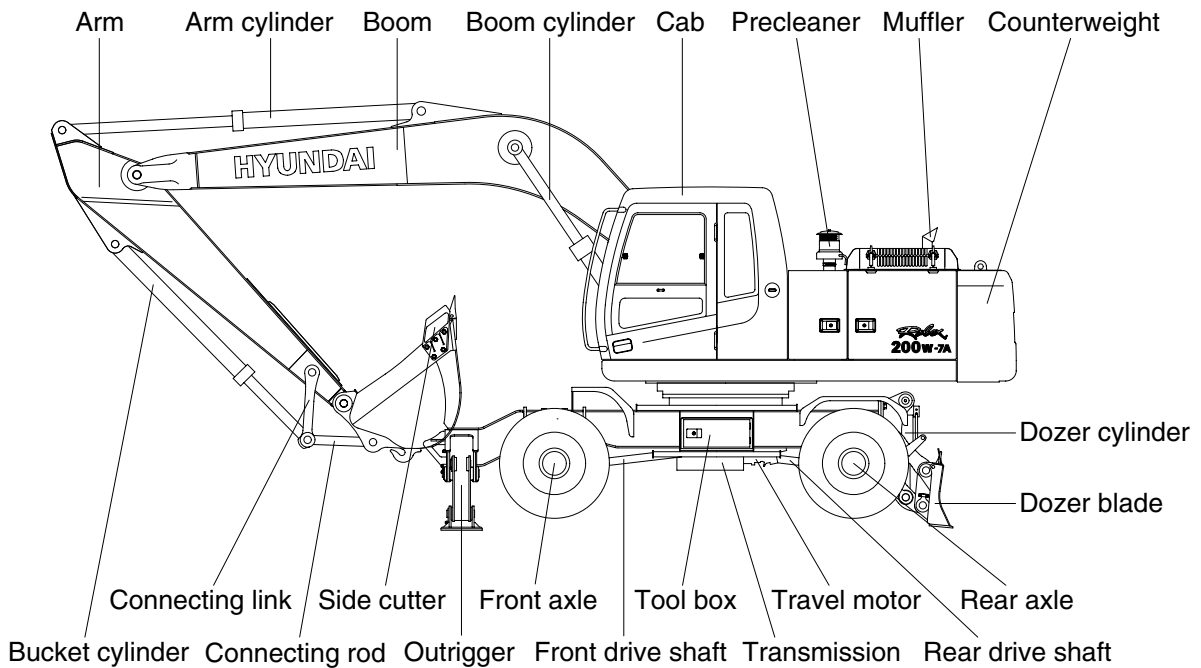
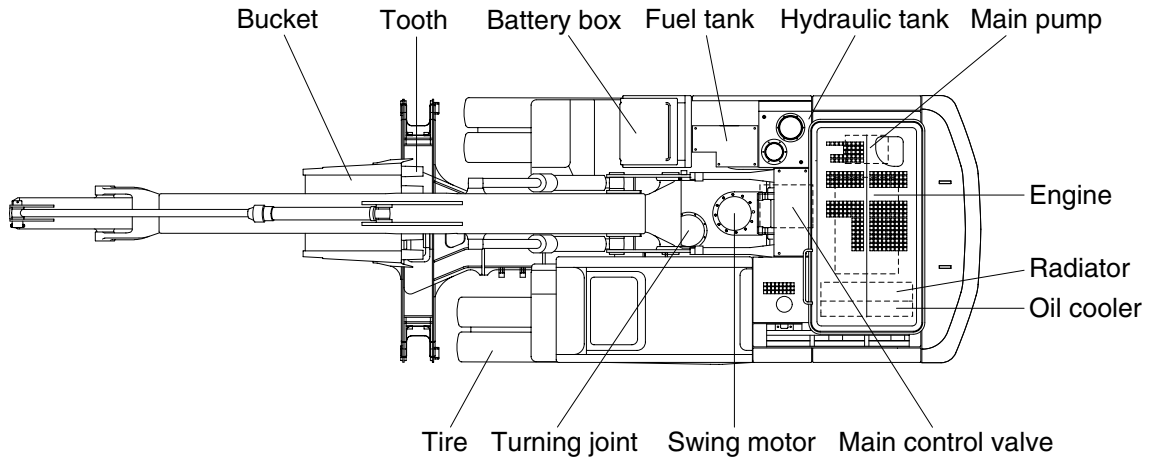


GROUP 2 SPECIFICATIONS

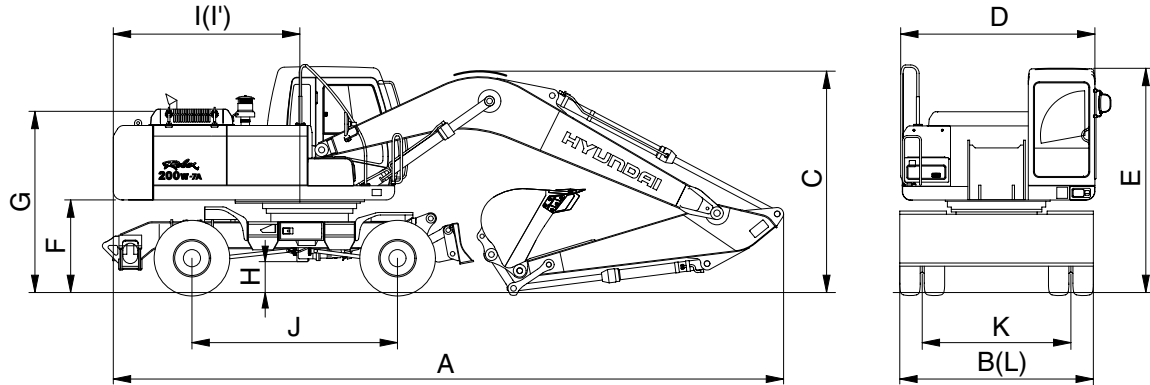
1. MAJOR COMPONENT



20W7A2SP01

2. SPECIFICATIONS

1) 5.65m (18' 6") ONE PIECE BOOM, 2.90m (9' 6") ARM, FRONT OUTRIGGER AND REAR DOZER BLADE

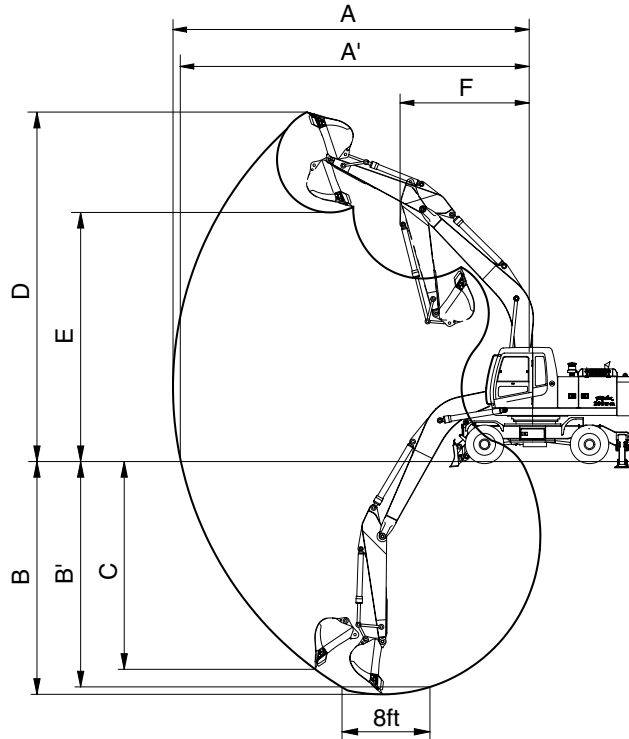


20W7A2SP02

Description		Unit	Specification
Operating weight		kg (lb)	20500(45200)
Bucket capacity (SAE heaped), standard		m ³ (yd ³)	0.80 (1.05)
Overall length	A	mm (ft-in)	9490 (31' 2")
Overall width	B		2490 (8' 2")
Overall height of boom	C		3100 (10' 2")
Upperstructure width	D		2530 (8' 4")
Cab height	E		3180 (10' 5")
Ground clearance of counterweight	F		1310 (4' 3")
Engine cover height	G		2570 (8' 5")
Minimum ground clearance	H		345 (1' 2")
Rear-end distance	I		2765 (9' 1")
Rear-end swing radius	I'		2800 (9' 2")
Wheel base	J		2800 (9' 2")
Tread	K		1874 (6' 2")
Dozer blade width	L		2490 (8' 2")
Travel speed	Low		km/hr (mph)
	High	33 (20.5)	
Swing speed		rpm	11.0
Gradeability		Degree (%)	31.5 (61)

3. WORKING RANGE

5.65m (18' 6") BOOM



20W7A2SP03

Description		2.0m (6' 7") Arm	2.40m (7' 10") Arm	*2.90m (9' 6") Arm
Max digging reach	A	9110mm (29'11")	9480mm (31' 1")	9900mm (32' 6")
Max digging reach on ground	A'	8870mm (29' 1")	9260mm (30' 5")	9690mm (31' 9")
Max digging depth	B	5480mm (18' 0")	5880mm (19' 3")	6380mm (20'11")
Max digging depth (8ft level)	B'	5240mm (17' 2")	5670mm (18' 7")	6210mm (20' 4")
Max vertical wall digging depth	C	4970mm (16' 4")	5440mm (17'10")	5810mm (19' 1")
Max digging height	D	9500mm (31' 2")	9730mm (31'11")	9870mm (32' 5")
Max dumping height	E	6670mm (21'11")	6900mm (22' 8")	7050mm (23' 2")
Min swing radius	F	3700mm (12' 2")	3620mm (11'11")	3540mm (11' 7")
Bucket digging force	SAE	133 [146]kN	133 [146] kN	133 [146] kN
		13600 [14840]kgf	13600 [14840] kgf	13600 [14840] kgf
		29980 [32710]lbf	29980 [32710] lbf	29980 [32710] lbf
	ISO	152 [166]kN	152 [166] kN	152 [166] kN
		15500 [16910]kgf	15500 [16910] kgf	15500 [16910] kgf
		34170 [37280]lbf	34170 [37280] lbf	34170 [37280] lbf
Arm digging force	SAE	135 [148]kN	113 [123] kN	97 [106] kN
		13800 [15050]kgf	11500 [12550] kgf	9900 [10800] kgf
		30420 [33190]lbf	25350 [27650] lbf	21830 [23810] lbf
	ISO	142 [155]kN	118 [128] kN	101 [110] kN
		14500 [15820]kgf	12000 [13090] kgf	10300 [11240] kgf
		31970 [34880]lbf	26460 [28870] lbf	22710 [24770] lbf

[] : Power boost

* : Standard

4. WEIGHT











Item	R200W-7A	
	kg	lb
Upperstructure assembly	8950	19730
Main frame weld assembly	1660	3660
Engine assembly	560	1240
Main pump assembly	170	370
Main control valve assembly	200	440
Swing motor assembly	230	510
Hydraulic oil tank assembly	240	530
Fuel tank assembly	200	440
Counterweight	3400	7500
Cab assembly	310	680
Lower frame weld assembly	2370	5230
Swing bearing	260	570
Travel motor assembly	83	180
Turning joint	100	220
Transmission assembly	140	310
Front axle assembly	740	1630
Rear axle assembly	700	1540
Dozer blade assembly	990	2180
Front attachment assembly (5.65m boom, 2.90m arm, 0.80m ³ SAE heaped bucket)	3930	8640
5.65m boom assembly	1480	3260
2.90m arm assembly	770	1690
0.80m ³ SAE heaped bucket assembly	690	1520
Boom cylinder assembly	190/1EA	420/1EA
Arm cylinder assembly	290	640
Bucket cylinder assembly	180	400
Bucket control link assembly	150	330
Oscillating cylinder assembly	30/1EA	70/1EA
Front outrigger assembly	390	860
Rear outrigger assembly	1020	2250
Outrigger cylinder assembly	100/1EA	220/1EA
Blade cylinder assembly	82/1EA	180/1EA

5. LIFTING CAPACITIES

1) ROBEX 200W-7A

(1) 5.65m (18' 6") boom, 2.0m (6' 7") arm, 0.80m³ SAE heaped bucket and outrigger down with 3400kg counterweight.

-  : Rating over-front
-  : Rating over-side or 360 degree

Load point height		Load radius								At max. reach		
		3.0m (10ft)		4.5m (15ft)		6.0m (20ft)		7.5m (25ft)		Capacity		Reach
												m (ft)
7.5m (25ft)	kg lb									*3810 *8400	*3810 *8400	6.85 (22.5)
6.0m (20ft)	kg lb					*4230 *9330	*4230 *9330			*3890 *8580	*3890 *8580	7.89 (25.9)
4.5m (15ft)	kg lb	*8260 *18210	*8260 *18210	*5650 *12460	*5650 *12460	*4710 *10380	*4710 *10380			*4020 *8860	3370 7430	8.48 (27.8)
3.0m (10ft)	kg lb			*7340 *16180	*7340 *16180	*5450 *12020	*5450 *12020	*4650 *10250	4020 8860	*4190 *9240	3150 6940	8.73 (28.6)
1.5m (5ft)	kg lb			*8700 *19180	*8700 *19180	*6180 *13620	5580 12300	*4980 *10980	3920 8640	*4370 *9630	3140 6920	8.67 (28.4)
Ground Line	kg lb			*9260 *20410	8680 19140	*6620 *14590	5440 11990			*4570 *10080	3350 7390	8.30 (27.2)
-1.5m (-5ft)	kg lb	*13240 *29190	*13240 *29190	*9110 *20080	8680 19140	*6630 *14620	5420 11950			*4710 *10380	3920 8640	7.57 (24.8)
-3.0m (-10ft)	kg lb	*11640 *25660	*11640 *25660	*8210 *18100	*8210 *18100					*4620 *10190	*4620 *10190	6.30 (20.7)

- Note
1. Lifting capacity are based on SAE J1097 and ISO 10567.
 2. Lifting capacity of the ROBEX series does not exceed 75% of tipping load with the machine on firm, level ground or 87% of full hydraulic capacity.
 3. The load point is a hook located on the back of the bucket.
 4. *indicates load limited by hydraulic capacity.











(2) 5.65m (18' 6") boom, 2.0m (6' 7") arm, 0.80m³ SAE heaped bucket and 4 outrigger up with 3400kg counterweight.

Load point height		Load radius								At max. reach		
		3.0m (10ft)		4.5m (15ft)		6.0m (20ft)		7.5m (25ft)		Capacity		Reach
												m (ft)
7.5m (25ft)	kg lb									*3810 *8400	2550 5620	6.85 (22.5)
6.0m (20ft)	kg lb					*4230 *9330	3130 6900			3690 8140	1870 4120	7.89 (25.9)
4.5m (15ft)	kg lb	*8260 *18210	*8260 *18210	*5650 *12460	4760 10490	*4710 *10380	2970 6550			3190 7030	1550 3420	8.48 (27.8)
3.0m (10ft)	kg lb			*7340 *16180	4240 9350	*5450 *12020	2740 6040	3790 8360	1860 4100	2970 6550	1400 3090	8.73 (28.6)
1.5m (5ft)	kg lb			8200 18080	3860 8510	5230 11530	2540 5600	3690 8140	1760 3880	2960 6530	1380 3040	8.67 (28.4)
Ground Line	kg lb			8010 17660	3710 8180	5090 11220	2420 5340			3160 6970	1490 3280	8.30 (27.2)
-1.5m (-5ft)	kg lb	*13240 *29190	7100 15650	8010 17660	3700 8160	5070 11180	2400 5290			3690 8140	1780 3920	7.57 (24.8)
-3.0m (-10ft)	kg lb	*11640 *25660	7310 16120	8150 17970	3820 8420					*4620 *10190	2520 5560	6.30 (20.7)













(3) 5.65m (18' 6") boom, 2.0m (6' 7") arm, 0.80m³ SAE heaped bucket, front outrigger and rear dozer blade down with 3400kg counterweight.

Load point height		Load radius								At max. reach		
		3.0m (10ft)		4.5m (15ft)		6.0m (20ft)		7.5m (25ft)		Capacity		Reach
												m (ft)
7.5m (25ft)	kg lb									*3830 *8440	*3830 *8440	6.85 (22.5)
6.0m (20ft)	kg lb					*4260 *9390	*4260 *9390			*3910 *8620	3230 7120	7.89 (25.9)
4.5m (15ft)	kg lb	*8320 *18340	*8320 *18340	*5680 *12520	*5680 *12520	*4730 *10430	*4730 *10430			*4030 *8880	2770 6110	8.48 (27.8)
3.0m (10ft)	kg lb			*7370 *16250	*7370 *16250	*5480 *12080	4760 10490	*4670 *10300	3300 7280	*4190 *9240	2570 5670	8.73 (28.6)
1.5m (5ft)	kg lb			*8720 *19220	7060 15560	*6190 *13650	4540 10010	*4990 *11000	3200 7050	*4380 *9660	2550 5620	8.67 (28.4)
Ground Line	kg lb			*9260 *20410	6880 15170	*6630 *14620	4400 9700			*4560 *10050	2730 6020	8.30 (27.2)
-1.5m (-5ft)	kg lb	*13190 *29080	*13190 *29080	*9100 *20060	6880 15170	*6620 *14590	4380 9660			*4700 *10360	3200 7050	7.57 (24.8)
-3.0m (-10ft)	kg lb	*11570 *25510	*11570 *25510	*8170 *18010	7020 15480					*4580 *10100	4390 9680	6.30 (20.7)













(4) 5.65m (18' 6") boom, 2.0m (6' 7") arm, 0.80m³ SAE heaped bucket, front outrigger and rear dozer blade up with 3400kg counterweight.

Load point height		Load radius								At max. reach				
		3.0m (10ft)		4.5m (15ft)		6.0m (20ft)		7.5m (25ft)		Capacity		Reach		
												m (ft)		
7.5m (25ft)	kg lb											*3830 *8440	2550 5620	6.85 (22.5)
6.0m (20ft)	kg lb					*4260 *9390	3130 6900					3690 8140	1870 4120	7.89 (25.9)
4.5m (15ft)	kg lb	*8320 *18340	*8320 *18340	*5680 *12520	4760 10490	*4730 *10430	2970 6550					3190 7030	1550 3420	8.48 (27.8)
3.0m (10ft)	kg lb			*7370 *16250	4240 9350	5460 12040	2740 6040	3790 8360	1860 4100			2970 6550	1400 3090	8.73 (28.6)
1.5m (5ft)	kg lb			8190 18060	3860 8510	5230 11530	2540 5600	3690 8140	1760 3880			2960 6530	1380 3040	8.67 (28.4)
Ground Line	kg lb			8010 17660	3700 8160	5090 11220	2420 5340					3160 6970	1490 3280	8.30 (27.2)
-1.5m (-5ft)	kg lb	*13190 *29080	7100 15650	8010 17660	3700 8160	5070 11180	2400 5290					3690 8140	1780 3920	7.57 (24.8)
-3.0m (-10ft)	kg lb	*11570 *25510	7310 16120	8150 17970	3820 8420							*4580 *10100	2520 5560	6.30 (20.7)













(5) 5.65m (18' 6") boom, 2.4m (7'10") arm, 0.80m³ SAE heaped bucket and 4 outrigger down with 3400kg counterweight.

Load point height		Load radius								At max. reach				
		1.5m (5ft)		3.0m (10ft)		4.5m (15ft)		6.0m (20ft)		7.5m (25ft)		Capacity		Reach
														m (ft)
7.5m (25ft)	kg lb											*3520 *7760	*3520 *7760	7.34 (24.1)
6.0m (20ft)	kg lb							*3830 *8440	*3830 *8440			*3610 *7960	3570 7870	8.31 (27.3)
4.5m (15ft)	kg lb					*5090 *11220	*5090 *11220	*4350 *9590	*4350 *9590	*4050 *8930	*4050 *8930	*3740 *8250	3110 6860	8.87 (29.1)
3.0m (10ft)	kg lb					*6790 *14970	*6790 *14970	*5130 *11310	*5130 *11310	*4390 *9680	4020 8860	*3900 *8600	2910 6420	9.10 (29.9)
1.5m (5ft)	kg lb					*8290 *18280	*8290 *18280	*5920 *13050	5580 12300	*4790 *10560	3900 8600	*4090 *9020	2900 6390	9.05 (29.7)
Ground Line	kg lb			*9300 *20500	*9300 *20500	*9080 *20020	8630 19030	*6460 *14240	5410 11930	*5070 *11180	3810 8400	*4290 *9460	3070 6770	8.70 (28.5)
-1.5m (-5ft)	kg lb	*10060 *22180	*10060 *22180	*13750 *30310	*13750 *30310	*9140 *20150	8580 18920	*6610 *14570	5350 11790			*4460 *9830	3530 7780	8.00 (26.2)
-3.0m (-10ft)	kg lb	*14300 *31530	*14300 *31530	*12340 *27210	*12340 *27210	*8490 *18720	*8490 *18720	*6120 *13490	5420 11950			*4500 *9920	*4500 *9920	6.84 (22.4)
-4.5m (-15ft)	kg lb			*9540 *21030	*9540 *21030	*6550 *14440	*6550 *14440							













(6) 5.65m (18' 6") boom, 2.4m (7'10") arm, 0.80m³ SAE heaped bucket and 4 outrigger up with 3400kg counterweight.

Load point height		Load radius										At max. reach		
		1.5m (5ft)		3.0m (10ft)		4.5m (15ft)		6.0m (20ft)		7.5m (25ft)		Capacity		Reach
														m (ft)
7.5m (25ft)	kg lb											*3520 *7760	2230 4920	7.34 (24.1)
6.0m (20ft)	kg lb							*3830 *8440	3170 6990			3370 7430	1680 3700	8.31 (27.3)
4.5m (15ft)	kg lb					*5090 *11220	4860 10710	*4350 *9590	3000 6610	3910 8620	1950 4300	2940 6480	1400 3090	8.87 (29.1)
3.0m (10ft)	kg lb					*6790 *14970	4310 9500	*5130 *11310	2760 6080	3790 8360	1850 4080	2750 6060	1270 2800	9.10 (29.9)
1.5m (5ft)	kg lb					8220 18120	3870 8530	5220 11510	2530 5580	3670 8090	1740 3840	2730 6020	1240 2730	9.05 (29.7)
Ground Line	kg lb			*9300 *20500	6840 15080	7970 17570	3660 8070	5060 11160	2380 5250	3580 7890	1660 3660	2900 6390	1320 2910	8.70 (28.5)
-1.5m (-5ft)	kg lb	*10060 *22180	*10060 *22180	*13750 *30310	6910 15230	7920 17460	3620 7980	5000 11020	2330 5140			3330 7340	1570 3460	8.00 (26.2)
-3.0m (-10ft)	kg lb	*14300 *31530	*14300 *31530	*12340 *27210	7100 15650	8020 17680	3700 8160	5070 11180	2400 5290			4360 9610	2140 4720	6.84 (22.4)
-4.5m (-15ft)	kg lb			*9450 *21030	7490 16510	*6550 *14440	3960 8730							













(7) 5.65m (18' 6") boom, 2.4m (7'10") arm, 0.80m³ SAE heaped bucket, front outrigger and rear dozer blade down with 3400kg counterweight.

Load point height		Load radius										At max. reach		
		1.5m (5ft)		3.0m (10ft)		4.5m (15ft)		6.0m (20ft)		7.5m (25ft)		Capacity		Reach
														m (ft)
7.5m (25ft)	kg lb											*3520 *7760	*3520 *7760	7.34 (24.1)
6.0m (20ft)	kg lb							*3830 *8440	*3830 *8440			*3610 *7960	2940 6480	8.31 (27.3)
4.5m (15ft)	kg lb					*5090 *11220	*5090 *11220	*4350 *9590	*4350 *9590	*4050 *8930	3410 7520	*3740 *8250	2550 5620	8.87 (29.1)
3.0m (10ft)	kg lb					*6790 *14970	*6790 *14970	*5130 *11310	4780 10540	*4390 *9680	3290 7250	*3900 *8600	2370 5220	9.10 (29.9)
1.5m (5ft)	kg lb					*8290 *18280	7080 15610	*5920 *13050	4530 9990	*4790 *10560	3170 6990	*4090 *9020	2350 5180	9.05 (29.7)
Ground Line	kg lb			*9300 *20500	*9300 *20500	*9080 *20020	6830 15060	*6460 *14240	4370 9630	*5070 *11180	3090 6810	*4290 *9460	2490 5490	8.70 (28.5)
-1.5m (-5ft)	kg lb	*10060 *22180	*10060 *22180	*13750 *30310	*13750 *30310	*9140 *20150	6790 14970	*6610 *14570	4310 9500			*4460 *9830	2880 6350	8.00 (26.2)
-3.0m (-10ft)	kg lb	*14300 *31530	*14300 *31530	*12340 *27210	*12340 *27210	*8490 *18720	6890 15190	*6120 *13490	4380 9660			*4500 *9920	3790 8360	6.84 (22.4)
-4.5m (-15ft)	kg lb			*9540 *21030	*9450 *21030	*6550 *14440	*6550 *14440							













(8) 5.65m (18' 6") boom, 2.4m (7'10") arm, 0.80m³ SAE heaped bucket, front outrigger and rear dozer blade up with 3400kg counterweight.

Load point height		Load radius										At max. reach		
		1.5m (5ft)		3.0m (10ft)		4.5m (15ft)		6.0m (20ft)		7.5m (25ft)		Capacity		Reach
														m (ft)
7.5m (25ft)	kg lb											*3520 *7760	2230 4920	7.34 (24.1)
6.0m (20ft)	kg lb							*3830 *8440	3170 6990			3370 7430	1680 3700	8.31 (27.3)
4.5m (15ft)	kg lb					*5090 *11220	4860 10710	*4350 *9590	3000 6610	3910 8620	1950 4300	2940 6480	1400 3090	8.87 (29.1)
3.0m (10ft)	kg lb					*6790 *14970	4310 9500	*5130 *11310	2760 6080	3790 8360	1850 4080	2750 6060	1270 2800	9.10 (29.9)
1.5m (5ft)	kg lb					8220 18120	3870 8530	5220 11510	2530 5580	3670 8090	1740 3840	2730 6020	1240 2730	9.05 (29.7)
Ground Line	kg lb			*9300 *20500	6840 15080	7970 17570	3660 8070	5060 11160	2380 5250	3580 7890	1660 3660	2900 6390	1320 2910	8.70 (28.5)
-1.5m (-5ft)	kg lb	*10060 *22180	*10060 *22180	*13750 *30310	6910 15230	7920 17460	3620 7980	5000 11020	2330 5140			3330 7340	1570 3460	8.00 (26.2)
-3.0m (-10ft)	kg lb	*14300 *31530	*14300 *31530	*12340 *27210	7100 15650	8020 17680	3700 8160	5070 11180	2400 5290			4360 9610	2140 4720	6.84 (22.4)
-4.5m (-15ft)	kg lb			*9540 *21030	7490 16510	*6550 *14440	3960 8730							













(9) 5.65m (18' 6") boom, 2.9m (9' 6") arm, 0.80m³ SAE heaped bucket and 4 outrigger down with 3400kg counterweight.

Load point height		Load radius										At max. reach		
		1.5m (5ft)		3.0m (10ft)		4.5m (15ft)		6.0m (20ft)		7.5m (25ft)		Capacity		Reach
														m (ft)
9.0m (30ft)	kg lb											*3120 *6880	*3120 *6880	6.47 (21.2)
7.5m (25ft)	kg lb											*3180 *7010	*3180 *7010	7.92 (26.0)
6.0m (20ft)	kg lb							*3370 *7430	*3370 *7430	*2400 *5290	*2400 *5290	*3290 *7250	3240 7140	8.81 (28.9)
4.5m (15ft)	kg lb							*3920 *8640	*3920 *8640	*3690 *8140	*3690 *8140	*3430 *7560	2850 6280	9.34 (30.6)
3.0m (10ft)	kg lb			*10160 *22400	*10160 *22400	*6150 *13560	*6150 *13560	*4750 *10470	*4750 *10470	*4090 *9020	4050 8930	*3600 *7940	2680 5910	9.56 (31.4)
1.5m (5ft)	kg lb			*8440 *18610	*8440 *18610	*7810 *17220	*7810 *17220	*5610 *12370	5610 12370	*4550 *10030	3900 8600	*3790 *8360	2650 5840	9.51 (31.2)
Ground Line	kg lb			*9800 *21610	*9800 *21610	*8830 *19470	8640 19050	*6260 *13800	5400 11900	*4920 *10850	3790 8360	*3990 *8800	2790 6150	9.18 (30.1)
-1.5m (-5ft)	kg lb	*9190 *20260	*9190 *20260	*12890 *28420	*12890 *28420	*9140 *20150	8520 18780	*6560 *14460	5300 11680	*5050 *11130	3740 8250	*4200 *9260	3150 6940	8.53 (28.0)
-3.0m (-10ft)	kg lb	*12400 *27340	*12400 *27340	*13070 *28810	*13070 *28810	*8760 *19310	8570 18890	*6340 *13980	5320 11730			*4360 *9610	3960 8730	7.46 (24.5)
-4.5m (-15ft)	kg lb			*10830 *23880	*10830 *23880	*7410 *16340	*7410 *16340							

(10) 5.65m (18' 6") boom, 2.9m (9' 6") arm, 0.80m³ SAE heaped bucket and 4 outrigger up with 3400kg counterweight.

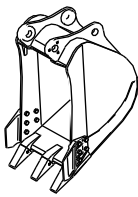
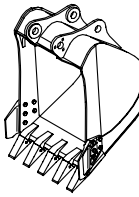
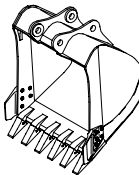
Load point height		Load radius										At max. reach		
		1.5m (5ft)		3.0m (10ft)		4.5m (15ft)		6.0m (20ft)		7.5m (25ft)		Capacity		Reach
														m (ft)
9.0m (30ft)	kg lb											*3120 *6880	2960 6530	6.47 (21.2)
7.5m (25ft)	kg lb											*3180 *7010	1950 4300	7.92 (26.0)
6.0m (20ft)	kg lb							*3370 *7430	3250 7170	*2400 *5290	2070 4560	3060 6750	1500 3310	8.81 (28.9)
4.5m (15ft)	kg lb							*3920 *8640	3060 6750	*3690 *8140	2000 4410	2700 5950	1260 2780	9.34 (30.6)
3.0m (10ft)	kg lb			*10160 *22400	8080 17810	*6150 *13560	4430 9770	*4750 *10470	2800 6170	3820 8420	1870 4120	2530 5580	1140 2510	9.56 (31.4)
1.5m (5ft)	kg lb			*8440 *18610	6980 15390	*7810 *17220	3940 8690	5250 11570	2550 5620	3670 8090	1740 3840	2500 5510	1110 2450	9.51 (31.2)
Ground Line	kg lb			*9800 *21610	6760 14900	7970 17570	3660 8070	5050 11130	2370 5220	3560 7850	1640 3620	2630 5800	1170 2580	9.18 (30.1)
-1.5m (-5ft)	kg lb	*9190 *20260	*9190 *20260	*12890 *28420	6780 14950	7860 17330	3560 7850	4950 10910	2290 5050	3520 7760	1600 3530	2970 6550	1350 2980	8.53 (28.0)
-3.0m (-10ft)	kg lb	*12400 *27340	*12400 *27340	*13070 *28810	6920 15260	7910 17440	3600 7940	4970 10960	2310 5090			3730 8220	1780 3920	7.46 (24.5)
-4.5m (-15ft)	kg lb			*10830 *23880	7230 15940	*7410 *16340	3780 8330							

(11) 5.65m (18' 6") boom, 2.9m (9' 6") arm, 0.80m³ SAE heaped bucket, front outrigger and rear dozer blade down with 3400kg counterweight.

Load point height		Load radius										At max. reach		
		1.5m (5ft)		3.0m (10ft)		4.5m (15ft)		6.0m (20ft)		7.5m (25ft)		Capacity		Reach
														m (ft)
9.0m (30ft)	kg lb											*3130 *6900	*3130 *6900	6.42 (21.1)
7.5m (25ft)	kg lb											*3200 *7050	*3200 *7050	7.88 (25.9)
6.0m (20ft)	kg lb							*3370 *7430	*3370 *7430	*2290 *5050	*2290 *5050	*3310 *7300	2680 5910	8.78 (28.8)
4.5m (15ft)	kg lb							*3920 *8640	*3920 *8640	*3700 *8160	3460 7630	*3450 *7610	2340 5160	9.30 (30.5)
3.0m (10ft)	kg lb			*10070 *22200	*10070 *22200	*6130 *13510	*6130 *13510	*4750 *10470	*4750 *10470	*4100 *9040	3320 7320	*3610 *7960	2180 4810	9.53 (31.3)
1.5m (5ft)	kg lb			*8690 *19160	*8690 *19160	*7800 *17200	7180 15830	*5610 *12370	4560 10050	*4560 *10050	3180 7010	*3800 *8380	2160 4760	9.48 (31.1)
Ground Line	kg lb			*9950 *21940	*9950 *21940	*8830 *19470	6850 15100	*6270 *13820	4360 9610	*4930 *10870	3070 6770	*4010 *8840	2270 5000	9.15 (30.0)
-1.5m (-5ft)	kg lb	*9250 *20390	*9250 *20390	*13040 *28750	*13040 *28750	*9150 *20170	6740 14860	*6560 *14460	4270 9410	*5050 *11130	3030 6680	*4230 *9330	2580 5690	8.49 (27.9)
-3.0m (-10ft)	kg lb	*12490 *27540	*12490 *27540	*13090 *28860	*13090 *28860	*8770 *19330	6780 14950	*6340 *13980	4290 9460			*4390 *9680	3260 7190	7.42 (24.3)
-4.5m (-15ft)	kg lb			*10820 *23850	*10820 *23850	*7400 *16310	7000 15430							


6. BUCKET SELECTION GUIDE


1) GENERAL BUCKET


		
0.51m ³ SAE heaped bucket	※ 0.80, 0.87, 0.92, 1.10, 1.20m ³ SAE heaped bucket	1.34m ³ SAE heaped bucket

Capacity		Width		Weight	Recommendation		
					5.65m (18' 6") boom		
SAE heaped	CECE heaped	Without side cutter	With side cutter		2.0m arm (6' 7")	2.4m arm (7' 10")	2.90m arm (9' 6")
0.51m ³ (0.67yd ³)	0.45m ³ (0.59yd ³)	700mm (27.6")	820mm (32.3")	570kg (1260lb)			
※ 0.80m ³ (1.05yd ³)	0.70m ³ (0.92yd ³)	1000mm (39.4")	1120mm (44.1")	700kg (1540lb)			
0.87m ³ (1.14yd ³)	0.75m ³ (0.98yd ³)	1090mm (42.9")	1210mm (47.6")	740kg (1630lb)			
0.92m ³ (1.20yd ³)	0.80m ³ (1.05yd ³)	1150mm (45.3")	1270mm (50.0")	770kg (1700lb)			
1.10m ³ (1.44yd ³)	0.96m ³ (1.26yd ³)	1320mm (52.0")	1440mm (56.7")	830kg (1830lb)			
1.20m ³ (1.57yd ³)	1.00m ³ (1.31yd ³)	1400mm (55.1")	1520mm (60.0")	850kg (1870lb)			
1.34m ³ (1.75yd ³)	1.15m ³ (1.50yd ³)	1550mm (61.0")	1670mm (65.7")	920kg (2030lb)			

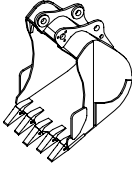

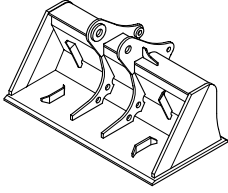
※ : Standard bucket

 Applicable for materials with density of 2000kg/m³ (3370lb/yd³) or less

 Applicable for materials with density of 1600kg/m³ (2700lb/yd³) or less

 Applicable for materials with density of 1100kg/m³ (1850lb/yd³) or less

2) HEAVY DUTY, ROCK AND SLOPE FINISHING BUCKET

Heavy duty bucket	Rock bucket	Slope finishing bucket
		
◆ 0.74, 0.90, 1.05m ³ SAE heaped bucket	⊙ 0.87m ³ SAE heaped bucket	■ 0.75m ³ SAE heaped bucket

Capacity		Width		Weight	Recommendation		
SAE heaped	CECE heaped	Without side cutter	With side cutter		5.65m (18' 6") boom		
					2.0m arm (6' 7")	2.4m arm (7' 10")	2.90m arm (9' 6")
◆ 0.74m ³ (0.97yd ³)	0.65m ³ (0.85yd ³)	985mm (38.8")	-	770kg (1700lb)			
◆ 0.90m ³ (1.18yd ³)	0.80m ³ (1.05yd ³)	1070mm (42.1")	-	810kg (1790lb)			
◆ 1.05m ³ (1.37yd ³)	0.92m ³ (1.20yd ³)	1430mm (56.3")	-	890kg (1960lb)			
⊙ 0.87m ³ (1.14yd ³)	0.75m ³ (0.98yd ³)	1140mm (44.9")	-	900kg (1980lb)			
■ 0.75m ³ (0.98yd ³)	0.65m ³ (0.85yd ³)	1790mm (70.5")	-	880kg (1940lb)			

◆ : Heavy duty bucket ⊙ : Rock bucket ■ : Slope finishing bucket

Applicable for materials with density of 2000kgf/m³ (3370lbf/yd³) or less

Applicable for materials with density of 1600kgf/m³ (2700lbf/yd³) or less

Applicable for materials with density of 1100kgf/m³ (1850lbf/yd³) or less

7. SPECIFICATIONS FOR MAJOR COMPONENTS

1) ENGINE

Item	Specification
Model	Cummins QSB6.7
Type	4-cycle turbocharged diesel engine, low emission
Cooling method	Water cooling
Number of cylinders and arrangement	6 cylinders, in-line
Firing order	1-5-3-6-2-4
Combustion chamber type	Direct injection type
Cylinder bore × stroke	107 × 124mm (4.2" × 4.9")
Piston displacement	6700cc (409cu in)
Compression ratio	17.2 : 1
Rated gross horse power (SAE J1995)	164Hp at 1900rpm (122kW at 1900rpm)
Maximum torque at 1400rpm	66.9kgf · m (484lbf · ft)
Engine oil quantity	24 l (6.3U.S. gal)
Dry weight	556kg (1226lb)
High idling speed	1950 ± 50rpm
Low idling speed	850 ± 100rpm
Rated fuel consumption	164.3g/Hp · hr at 1900rpm
Starting motor	Nippon denso (24V-4.5kW)
Alternator	Delco Remy (24V-50A)
Battery	2 × 12V × 100Ah

2) MAIN PUMP

Item	Specification
Type	Variable displacement tandem axis piston pumps
Capacity	2 × 117cc/rev
Maximum pressure	330kgf/cm ² (4694psi) [360kgf/cm ² (5120psi)]
Rated oil flow	2 × 222 l /min (58.6U.S. gpm/ 48.8U.K. gpm)
Rated speed	1900rpm

[] : Power boost

3) GEAR PUMP

Item	Specification
Type	Fixed displacement gear pump single stage
Capacity	15cc/rev
Maximum pressure	40kgf/cm ² (570psi)
Rated oil flow	28.5 l /min(7.5U.S. gpm/6.3U.K. gpm)

4) MAIN CONTROL VALVE

Item	Specification
Type	11 spools two-block
Operating method	Hydraulic pilot system
Main relief valve pressure	330kgf/cm ² (4695psi) [360kgf/cm ² (5120psi)]
Overload relief valve pressure	390kgf/cm ² (5550psi)

[]: Poer boost

5) SWING MOTOR

Item	Specification
Type	Fixed displacement axial piston motor
Capacity	151cc/rev
Relief pressure	240kgf/cm ² (3414psi)
Braking system	Automatic, spring applied hydraulic released
Braking torque	59kgf · m (427lb · ft)
Brake release pressure	33~50kgf/cm ² (470~711psi)
Reduction gear type	2 - stage planetary

6) TRAVEL MOTOR

Item	Specification
Type	Variable displacement bent-axis axial piston motor
Relief pressure	360kgf/cm ² (5120psi)
Counter balance valve	Applied
Capacity (Max/min)	160/65cc/rev

7) POWER TRAIN

Item	Description	Specification	
Transmission	Type	2 speed power shift transmission	
	Gear ratio	1st	4.87
		2nd	1.20
Parking brake	Type	Multi disc brake integrated in transmission	
	Maximum braking power	2937kgf · m (21240lb · ft)	
Axle	Type	4 wheel drive with differential	
	Gear ratio	16.0	
	Brake	Multi disc brake	

8) REMOTE CONTROL VALVE

Item	Specification	
Type	Pressure reducing type	
Operating pressure	Minimum	6.5kgf/cm ² (92psi)
	Maximum	26kgf/cm ² (370psi)
Single operation stroke	Lever	61mm (2.4in)

9) CYLINDER

Item	Specification	
Boom cylinder	Bore dia × Rod dia × Stroke	∅ 120 × ∅ 85 × 1290mm
	Cushion	Extend only
Arm cylinder	Bore dia × Rod dia × Stroke	∅ 140 × ∅ 100 × 1510mm
	Cushion	Extend and retract
Bucket cylinder	Bore dia × Rod dia × Stroke	∅ 125 × ∅ 85 × 1055mm
	Cushion	Extend only
Dozer cylinder	Bore dia × Rod dia × Stroke	∅ 120 × ∅ 85 × 226mm
	Cushion	Extend only
Outrigger cylinder	Bore dia × Rod dia × Stroke	∅ 130 × ∅ 80 × 427mm
	Cushion	-
2 Piece boom Adjust cylinder	Bore dia × Rod dia × Stroke	∅ 160 × ∅ 100 × 1040mm
	Cushion	Extend only

10) BUCKET

Item	Capacity		Tooth quantity	Width	
	SAE heaped	CECE heaped		Without side cutter	With side cutter
Standard	0.80m ³ (1.05yd ³)	0.70m ³ (0.92yd ³)	5	1090mm (42.9")	1210mm (47.6")
Option	0.51m ³ (0.67yd ³)	0.45m ³ (0.59yd ³)	3	700mm (27.6")	820mm (32.3")
	0.87m ³ (1.14yd ³)	0.75m ³ (0.98yd ³)	5	1000mm (39.4")	1120mm (44.1")
	0.92m ³ (1.20yd ³)	0.80m ³ (1.05yd ³)	5	1150mm (45.3")	1270mm (50.0")
	1.10m ³ (1.44yd ³)	0.96m ³ (1.26yd ³)	5	1320mm (52.0")	1440mm (56.7")
	1.20m ³ (1.57yd ³)	1.00m ³ (1.31yd ³)	5	1400mm (55.1")	1520mm (60.0")
	1.34m ³ (1.75yd ³)	1.15m ³ (1.50yd ³)	6	1550mm (61.1")	1670mm (65.7")
	◆ 0.74m ³ (0.97yd ³)	0.65m ³ (0.85yd ³)	5	985mm (38.8")	-
	◆ 0.90m ³ (1.18yd ³)	0.80m ³ (1.05yd ³)	5	1070mm (42.1")	-
	◆ 1.05m ³ (1.37yd ³)	0.92m ³ (1.20yd ³)	5	1430mm (56.3")	-
	⊙ 0.87m ³ (1.14yd ³)	0.75m ³ (0.98yd ³)	5	1140mm (44.9")	-
	■ 0.75m ³ (0.98yd ³)	0.65m ³ (0.85yd ³)	-	1790mm (70.5")	-

◆ : Heavy duty bucket

⊙ : Rock bucket

■ : Slope finishing bucket

8. RECOMMENDED OILS

Use only oils listed below or equivalent.

Do not mix different brand oil.

Service point	Kind of fluid	Capacity l (U.S. gal)	Ambient temperature °C(°F)							
			-20 (-4)	-10 (14)	0 (32)	10 (50)	20 (68)	30 (86)	40 (104)	
Engine oil pan	Engine oil	24 (6.3)					SAE 30			
				SAE 10W						
Transmission case		3.0 (0.8)	SAE 10W-30							
			SAE 15W-40							
Swing drive	Gear oil	5.0 (1.3)	SAE 85W-140							
	Grease	1.2 (0.3)	NLGI NO.1			NLGI NO.2				
Front axle	Gear oil	Center : 9.6 (2.5) Hub : 2.5×2 (0.7×2)	SAE 85W-90							
Rear axle		Center : 13.1(3.5) Hub : 2.5×2 (0.7×2)								
Hydraulic tank	Hydraulic oil	Tank: 180 (48) System: 290 (77)	ISO VG 32							
			ISO VG 46							
			ISO VG 68							
Fuel tank	Diesel fuel	320 (84.5)	ASTM D975 NO.1							
			ASTM D975 NO.2							
Fitting (Grease nipple)	Grease	As required	NLGI NO.1							
			NLGI NO.2							
Radiator (Reservoir tank)	Mixture of antifreeze and water 50 : 50	35 (9.2)	Ethylene glycol base permanent type							

SAE : Society of Automotive Engineers

API : American Petroleum Institute

ISO : International Organization for Standardization

NLGI : National Lubricating Grease Institute

ASTM : American Society of Testing and Material