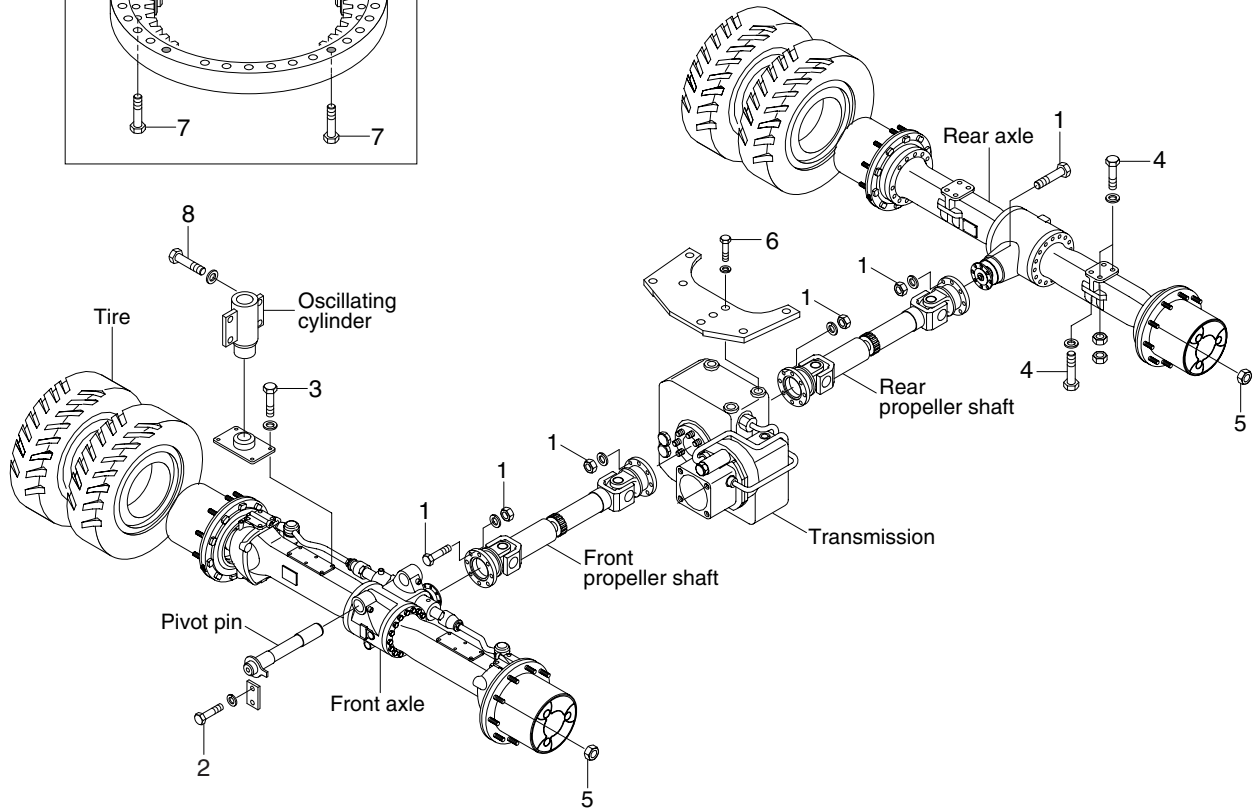
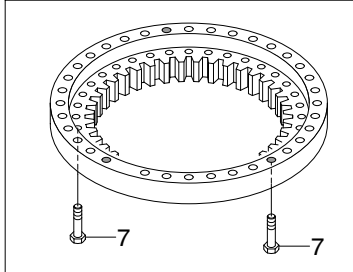


GROUP 5 POWER TRAIN SYSTEM

1. POWER TRAIN MOUNTING

Swing bearing



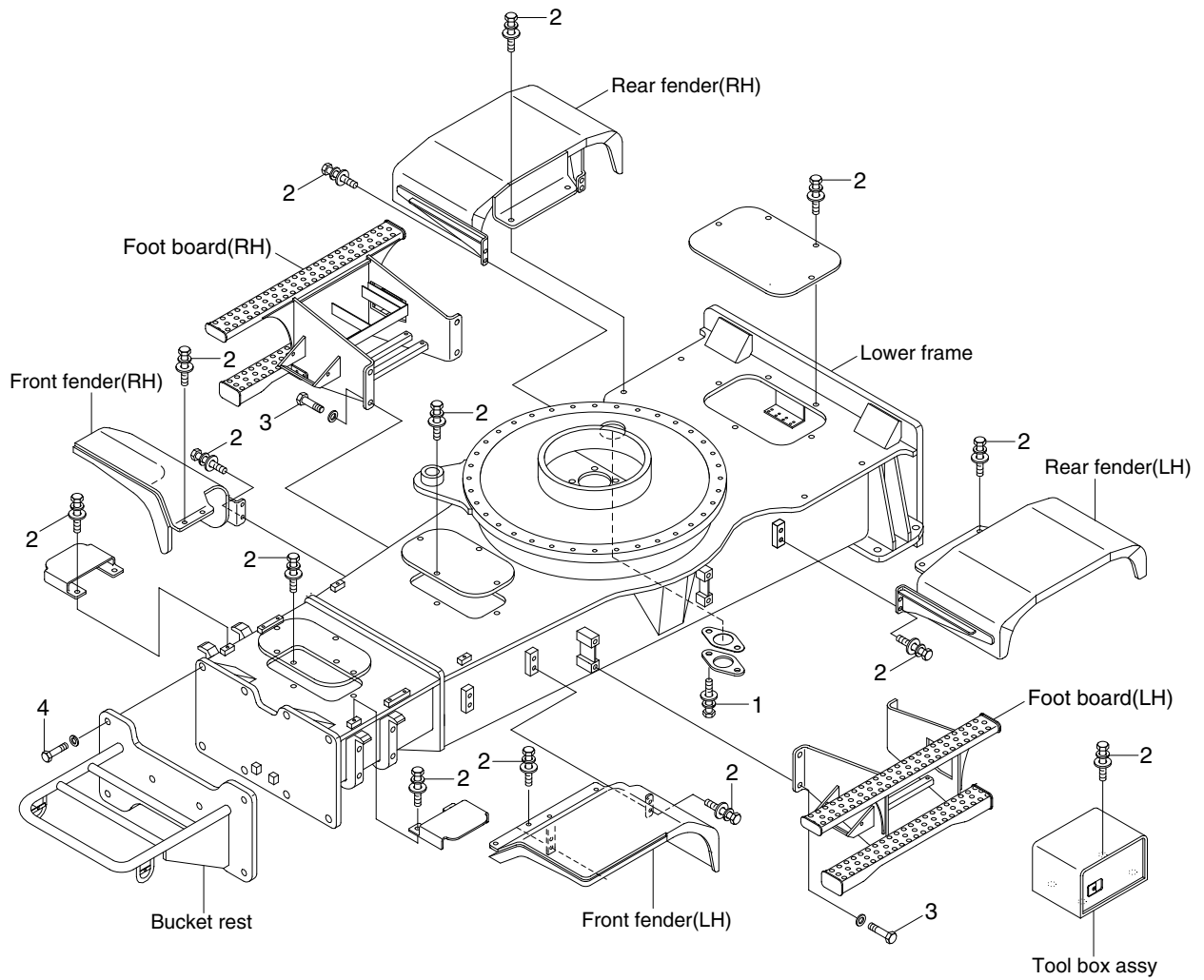
17W7A9CM08

· Tightening torque

Item	Size	kgf · m	lbf · ft
1	M10×1.25	5.9±0.6	42.7±4.3
2	M12×1.75	12.8±3.0	92.6±121.7
3	M16×2.0	29.6±3.2	214±23
4	M20×1.5	58±6.3	420±4.6

Item	Size	kgf · m	lbf · ft
5	M20×1.5	60 ⁰ ₋₅	434 ⁺⁰ _{-36.2}
6	M20×2.5	44±2.0	318±14.4
7	M20×2.5	57.8±6.4	418±46.3
8	M22×1.5	83.2±9.2	602±66.5

2. COVER AND FOOT BOARD



17W7A9CM09

· Tightening torque

Item	Size	kgf · m	lbf · ft
1	M10×1.5	6.9±1.4	49.9±10.1
2	M12×1.75	12.8±3.0	92.6±21.7

Item	Size	kgf · m	lbf · ft
3	M20×2.5	57.9±8.7	419±62.9
4	M30×3.5	199±30	1439±217