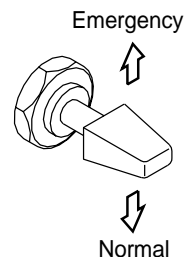
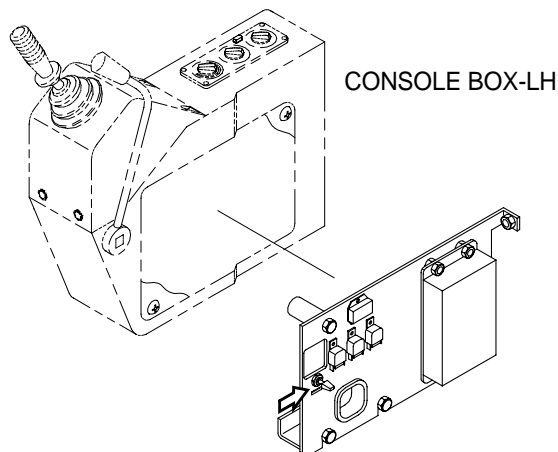


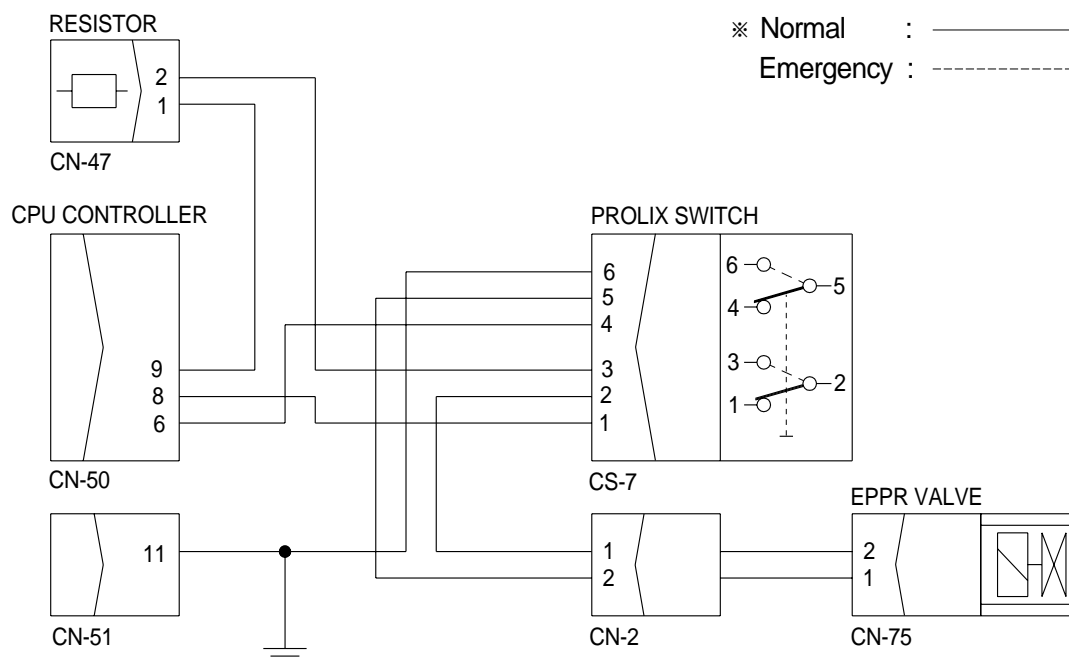
GROUP 16 PROLIX SWITCH

Is the conversion switch to manual control temporarily when the electronic control system get out of order, until repair work be done.



Never place this switch in EMERGENCY position when the CPU is in normal operation.

1. OPERATING PRINCIPLE WIRING DIAGRAM



1) NORMAL POSITION

- EPPR valve supply specified amount of pilot pressure to flow regulator at hydraulic pump and regulate hydraulic pump delivery amount depend upon the signal of CPU controller by selected mode.

2) EMERGENCY POSITION

- If prolix switch set emergency position when any abnormality occurs in CAPO system, constant electric current of resistor from battery flow to EPPR valve so that EPPR valve fixed predetermined position.
- In this case excavator can be operated equivalent to S mode.