

## GROUP 5 CONNECTORS

### 1. CONNECTOR DESTINATION

Connector number	Type	No of pin	Destination	Connector part No	
				Femal	Male
CN-1	SWP	8	I/conn(Engine harness-main harness)	S814-008000	S814-108000
CN-2	SWP	12	I/conn(Engine harness-main harness)	S814-012000	S814-112000
CN-3	SWP	6	I/conn(Engine harness-main harness)	S814-006000	S814-106000
CN-4	SWP	14	I/conn(R.H harness-main harness)	S814-014000	S814-114000
CN-5	370FASTON	2	I/conn(R.H harness-main harness)	S813-030200	S813-130200
CN-6	SWP	8	I/conn(Cabin harness-main harness)	S814-008000	S814-108000
CN-7	SWP	12	I/conn(Cabin harness-main harness)	S814-012000	S814-112000
CN-8	SWP	14	I/conn(Cabin harness-main harness)	S814-014000	S814-114000
CN-9	SWP	4	I/conn(Cabin harness-main harness)	S814-004000	S814-104000
CN-10	BS	2	I/conn(Boom harness-main harness)	S812-002011	-
CN-11	SWP	12	I/conn(Solenoid harness-main harness)	S814-012000	S814-112000
CN-12	SWP	12	I/conn(Aircon evaporator)	S814-012000	S814-112000
CN-13	CN	4	I/conn(Wiper harness-main harness)	S810-004204	S810-104204
CN-14	CN	4	I/conn(Cabin harness-main harness)	S810-004204	-
CN-15	AMP	8	I/conn(Aircon evaporator)	S810-008202	S810-108202
CN-16	SWP	1	Emergency power supply(cluster)	S814-001000	S814-101000
CN-20	MARK- II	1	Horn	S819-010122	-
CN-21	CN	4	Wiper motor	S810-004204	-
CN-22	CN	2	Washer tank	S810-002202	-
CN-23	-	1	Speaker (LH)	S819-010222	S819-110222
CN-24	-	1	Speaker (RH)	S819-010222	S819-110222
CN-25	MARK- II	1	Horn	S819-010122	-
CN-26	KET	3	Buzzer	S814-003000	S814-103000
CN-27	PA	9	Cassette & radio	S811-009003	-
CN-28	PACKARD	2	Compressor	0297-3407	-
CN-29	-	2	Receiver dryer	S812-002001	-
CN-30	CN	14	Aircon controller	S810-006202	-
CN-36	SWP	12	Fuse box	S814-012000	-
CN-37	AMP	4	Fuse box	S810-003202	-
CN-38	SWP	4	Fuse box	S814-008000	-
CN-40	58-L	2	Fuse box	S813-030200	-
CN-45	RING-TERM	-	Start motor B <sup>+</sup>	S820-310000	-
CN-47	CN	2	Resistor	S810-002202	-
CN-48	CN	2	Hour meter	S810-002202	-
CN-50	LC	10	CPU & controller	S815-010000	-
CN-51	LC	18	CPU & controller	S815-018000	-
CN-52	LC	24	CPU & controller	S815-024000	-
CN-53	PA	13	CPU & controller	AMP,172498-1	-

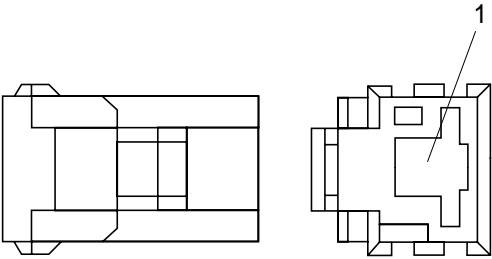
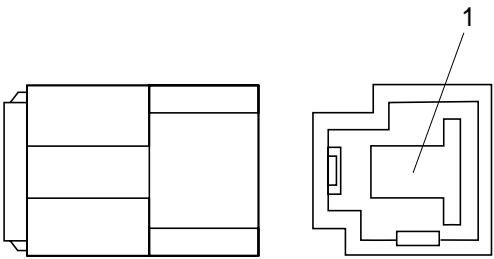
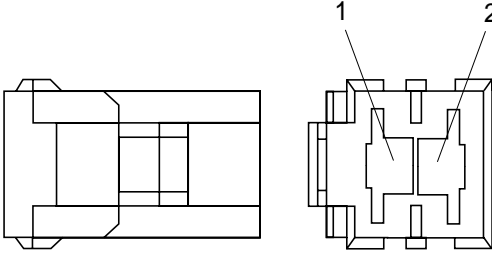
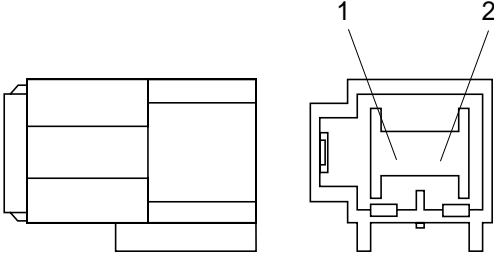
Connector number	Type	No of pin	Destination	Connector part No	
				Femal	Male
CN-56	ML	16	Cluster	AMP,174046-2	-
CN-57	ML	12	Cluster	AMP,174045-2	-
CN-60	58-L	2	Fusible link	-	S813-130200
CN-61	-	1	Fuel filter pump	S822-015000	-
CN-63	AMP	7	Warning indicator	S811-007002	S811-107002
CN-64	AMP	7	Warning indicator	S811-007002	S811-107002
CN-65	-	1	Back buzzer	S822-014004	-
CN-66	SWP	2	Braker solenoid	S814-002000	S814-102000
CN-67	Jr power	2	Working solenoid	827551-3	-
CN-68	SWP	2	Safety solenoid	S814-002000	S814-102000
CN-69	Jr power	2	Ramlock solenoid	827551-3	-
CN-70	SWP	2	Travel solenoid	S814-002000	S814-102000
CN-71	Jr power	2	Parking solenoid	827551-3	-
CN-72	SWP	2	Dozer/Outtrigger solenoid	S814-002000	S814-102000
CN-74	RING-TERM	-	Alternator "B+" terminal	S820-106000	-
CN-75	-	2	EPPR valve	S822-014000	-
CN-76	58-X	4	Governor motor	S813-060400	-
CN-77	58-X	3	Potentiometer	S813-060300	-
CN-78	-	1	Cold start aid	S822-014004	S822-114004
CN-79	-	1	Fuel cut-off solenoid	S820-105000	-
CN-88	SWP	2	Power max	S814-002000	S814-102000
CN-89	SWP	2	Arm half flow solenoid	S814-002000	S814-102000
CN-116	AMP	2	Arm/Dozer solenoid	S816-002001	S816-102001
CN-122	SWP	2	Forward solenoid	S814-002000	S814-102000
CN-123	SWP	2	Reverse solenoid	S814-002000	S814-102000
· Relay					
CR-1	RING-TERM	-	Battery relay	S820-104000	-
CR-2	CN	4	Horn relay	S810-004202	-
CR-4	CN	6	Wiper relay	S810-006202	-
CR-5	CN	4	Start safety relay	S810-004202	-
CR-6	CN	6	Intermittent wiper realy	S810-006202	-
CR-11	CN	3	Flasher unit	S810-003702	-
CR-16	CN	5	Stop lamp relay	S810-005202	-
CR-17	CN	6	Transmission relay	S810-006202	-
CR-23	CN	2	Start relay	S816-002003	-
CR-34	CN	6	Parking relay	S810-006202	-
CR-36	CN	6	Ramlock relay	S810-006202	-

Connector number	Type	No of pin	Destination	Connector part No	
				Femal	Male
· Switch					
CS-1	-	1	Door switch	S810-014004	-
CS-2	SWP	6	Start key switch	S814-006000	-
CS-4	CN	3	Safety switch	S810-003202	-
CS-5	-	1	Horn switch	S822-014000	S822-114000
CS-7	CN	6	Prolix switch	810-006202	-
CS-11	KET	8	Multifunction switch(wiper side)	S814-008000	S814-108000
CS-12	KET	8	Multifunction switch(RH lever side)	S814-008000	S814-108000
CS-13	KET	12	Multifunction switch(LH lever side)	S814-012000	S814-112000
CS-17	CN	6	Working, traveling, parking switch	S810-006202	S810-106202
CS-18	SWF	10	Ramlock switch	SWF,593757	-
CS-21	SWF	10	Main light switch	SWF,593757	-
CS-22	SWF	10	Cold start switch	SWF,593757	-
CS-23	SWF	10	Beacon switch	SWF,593757	-
CS-25	SWF	10	Dozer/Outrigger switch	SWF,593757	-
CS-26	-	1	Pedal switch	S822-014000	S822-114000
CS-27	SWF	10	Break switch	SWF,593757	-
CS-29	-	1	Power max switch	S822-014000	S822-114000
CS-36	SWF	10	Work lamp switch	SWF,593757	-
CS-41	SWF	10	Hazard switch	SWF,593757	-
CS-50	-	10	Arm half control switch	SWF,593757	-
CS-52	SWF	10	Arm/Dozer select switch	SWF,593757	-
CS-54	SWF	10	Aircon switch	SWF,593757	-
CS-58	-	6	Blower switch	S810-006202	-
· Light					
CL-1	CN	2	Room lamp	YAZAKI,7123-8326	-
CL-2	-	1	Cigar lighter	S822-014004	S822-114004
CL-3	CN	3	Head lamp	S810-003702	-
CL-4	CN	3	Head lamp	S810-003702	-
CL-5	BS	2	Work lamp	S812-002011	-
CL-6	BS	2	Work lamp	S812-002011	-
CL-7	-	1	Beacon lamp	S822-014000	S822-114000
CL-15	SWP	4	Rear combination lamp(RH)	S814-004000	S814-104000
CL-16	SWP	4	Rear combination lamp(LH)	S814-004000	S814-104000
CL-21	SWP	2	Numberplate lamp	S814-002000	S814-102000
CL-24	SWP	3	Front combination lamp(LH)	S814-003000	S814-103000
CL-25	SWP	3	Front combination lamp(RH)	S814-003000	S814-103000

Connector number	Type	No of pin	Destination	Connector part No	
				Femal	Male
· Sensor, sender					
CD-1	MARK- II	1	Hydraulic oil temp sender	S819-010112	-
CD-2	CN	2	Fuel sender	KET,MG 610220	-
CD-3	ST	1	Brake fail pressure switch	S819-010122	-
CD-4	ST	1	Stop lamp pressure switch	S819-010122	-
CD-5	ST	1	Transmission oil pressure switch	S819-010122	-
CD-6	ST	1	Auto idle pressure switch	S819-010122	-
CD-7	ST	1	Auto idle pressure switch	S819-010122	-
CD-8	MARK- II	1	Water temp sender	S819-010122	-
CD-9	-	1	Over heat sensor	S822-014000	S822-114000
CD-10	-	1	Air cleaner switch	S822-014000	-
CD-16	CN	2	Water level sensor	S810-002202	-
CD-17	PACK	2	Speed sensor	S818-020221	S818-120221
CD-18	CN	1	Engine oil pressure switch	S810-001202	-

## 2. CONNECTION TABLE FOR CONNECTORS

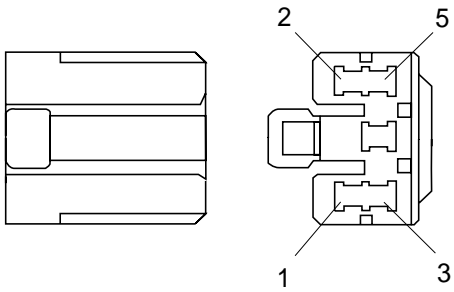
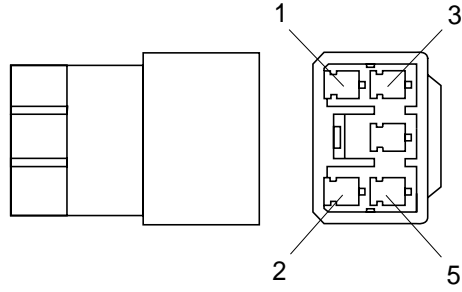
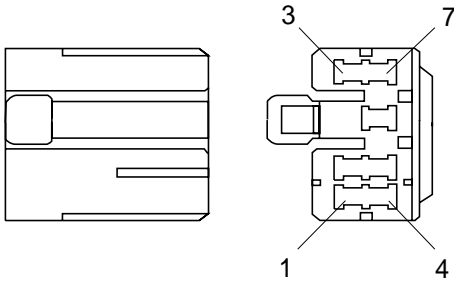
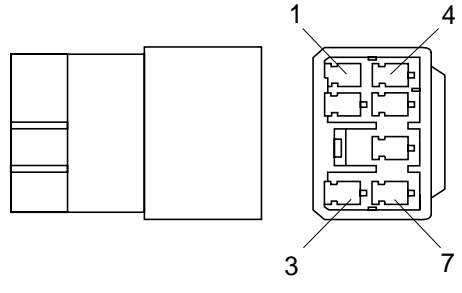
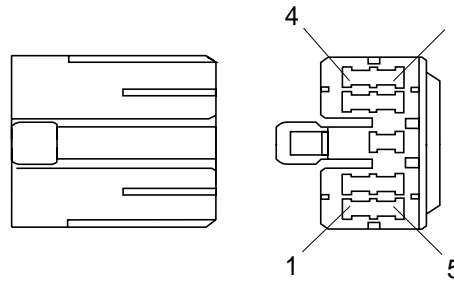
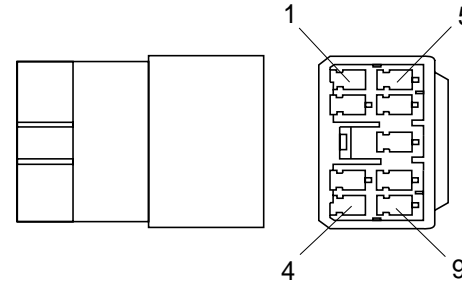
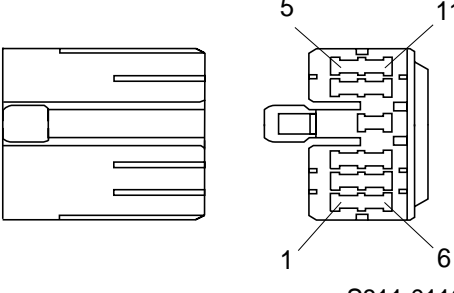
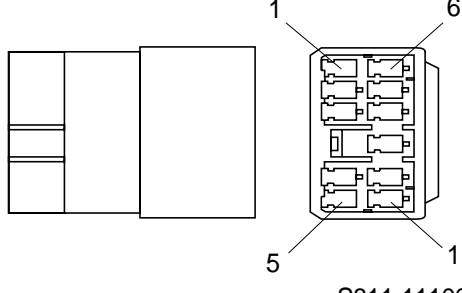
### 1) 58-L TYPE CONNECTOR

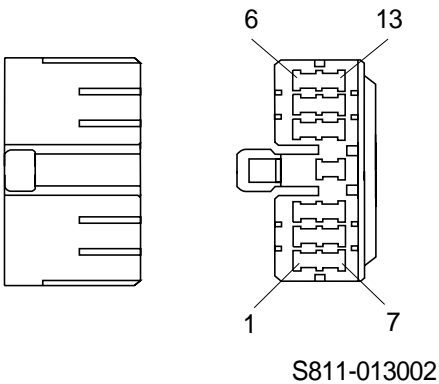
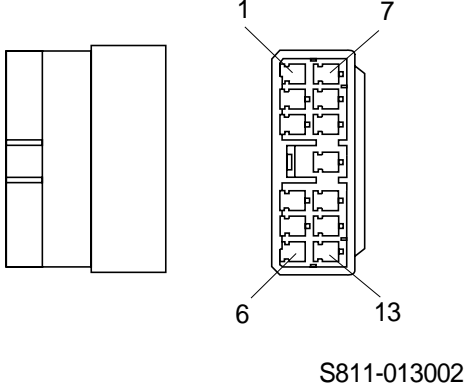
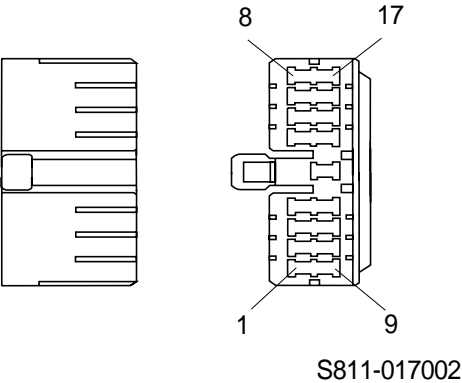
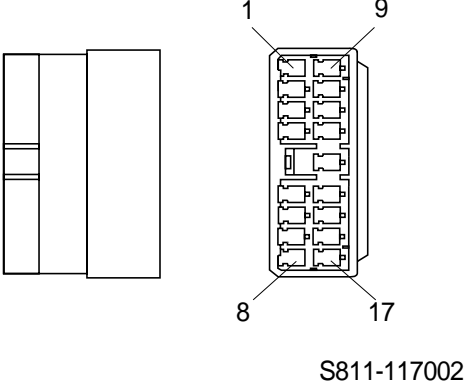
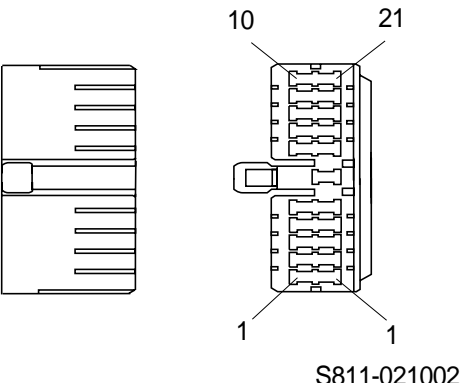
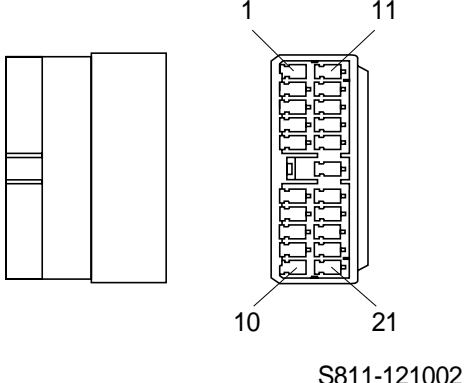
No of pin	Receptacle connector(Female)	Plug connector(Male)
1	 <p>S813-030100</p>	 <p>S813-130100</p>
2	 <p>S813-030200</p>	 <p>S813-130200</p>

2) MULTILOCK TYPE CONNECTOR

No of pin	Receptacle connector(Female)	Plug connector(Male)
20	<p>10</p> <p>11</p> <p>20</p> <p>S817-020105</p>	

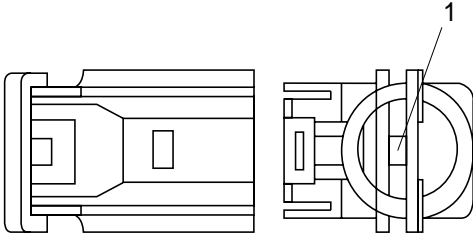
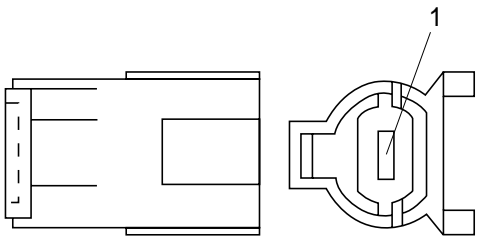
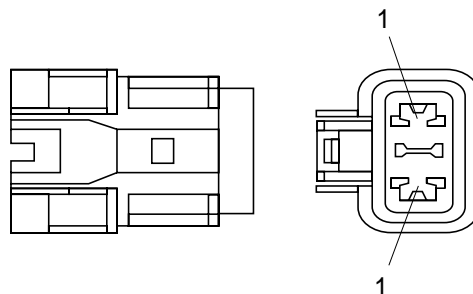
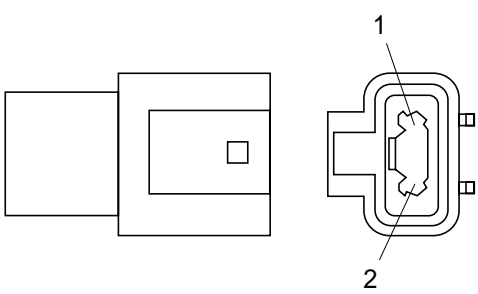
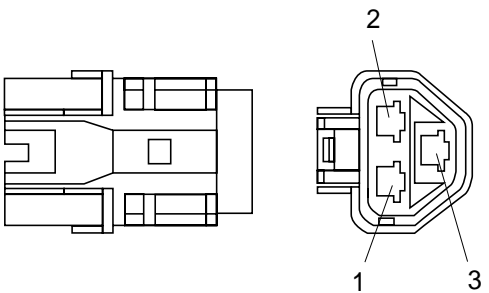
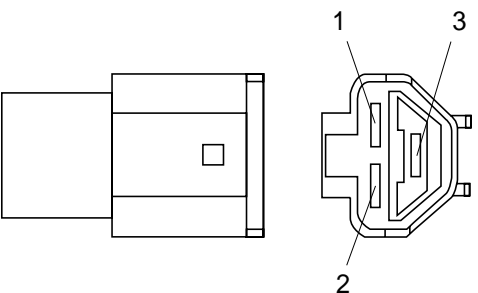
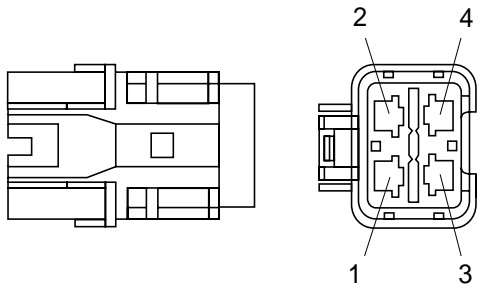
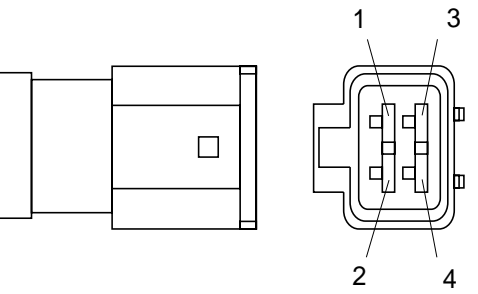
### 3) PA TYPE CONNECTOR

No of pin	Receptacle connector(Female)	Plug connector(Male)
5	 <p>S811-005002</p>	 <p>S811-105002</p>
7	 <p>S811-007002</p>	 <p>S811-107002</p>
9	 <p>S811-009002</p>	 <p>S811-109002</p>
11	 <p>S811-011002</p>	 <p>S811-111002</p>

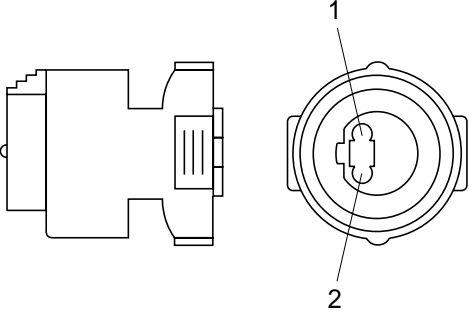
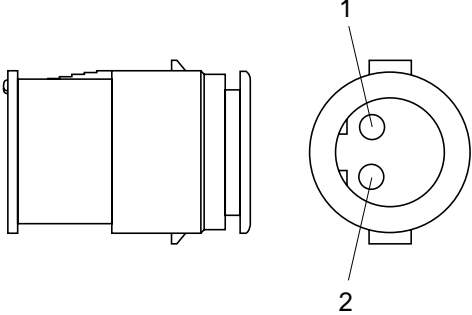
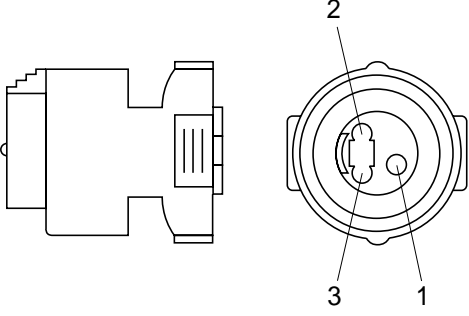
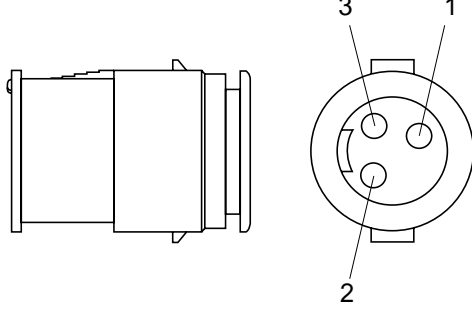
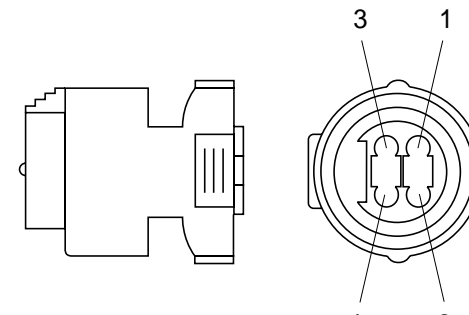
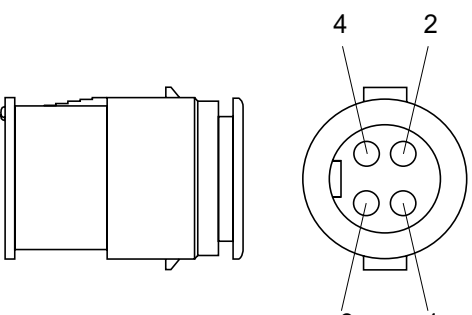
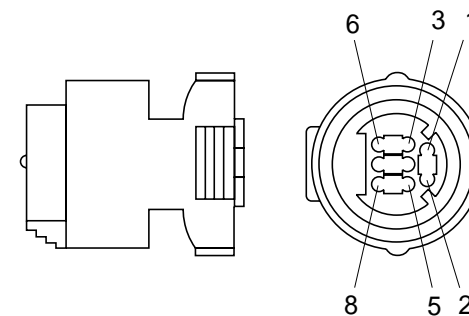
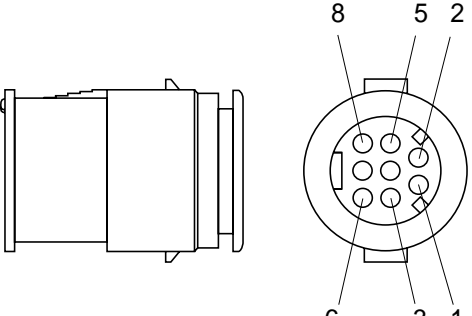
No of pin	Receptacle connector(Female)	Plug connector(Male)
13	 <p>S811-013002</p>	 <p>S811-013002</p>
17	 <p>S811-017002</p>	 <p>S811-117002</p>
21	 <p>S811-021002</p>	 <p>S811-121002</p>



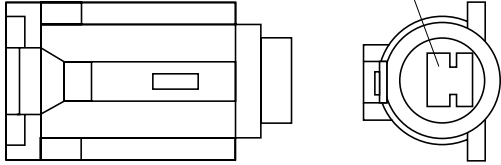
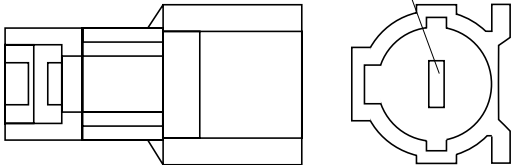
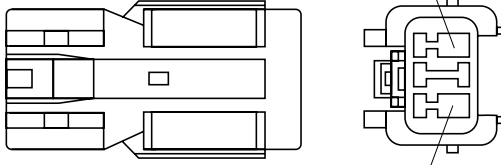
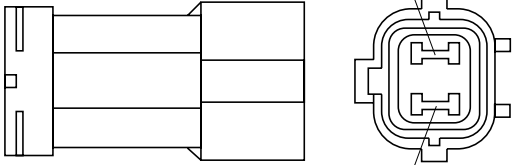
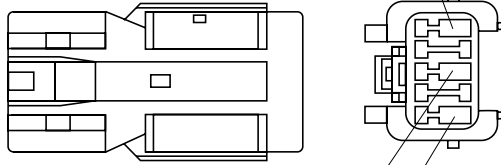
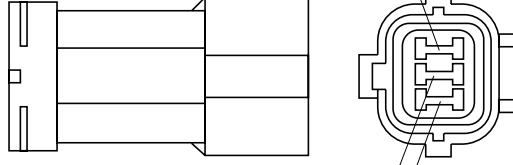
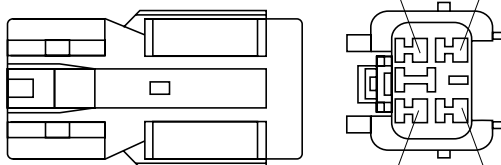
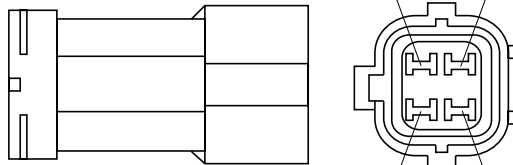
#### 4) 58-X TYPE CONNECTOR

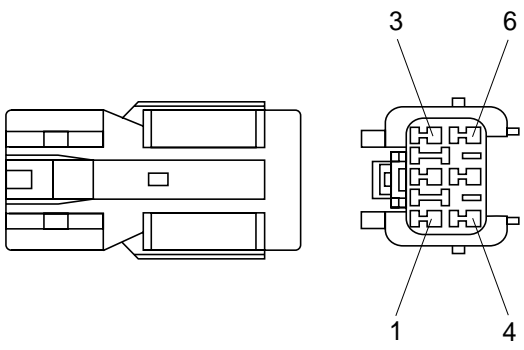
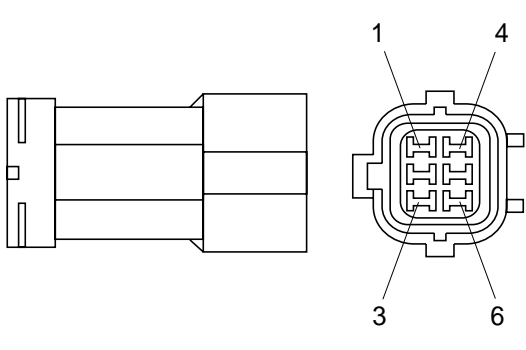
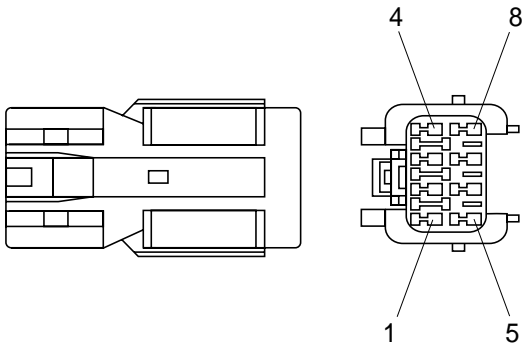
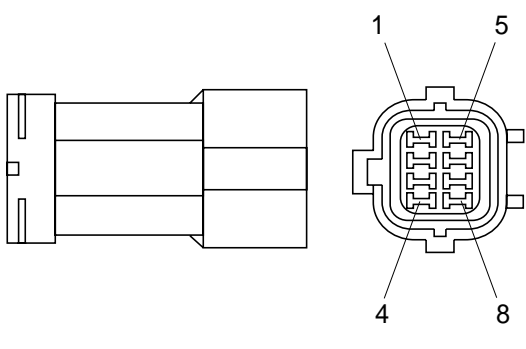
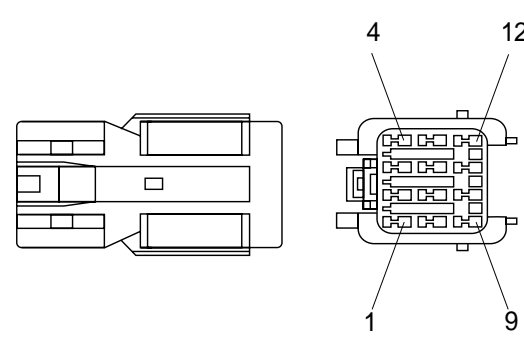
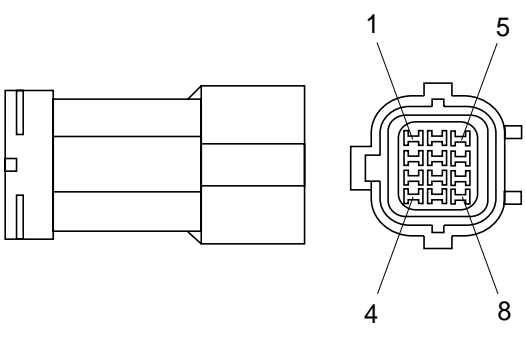
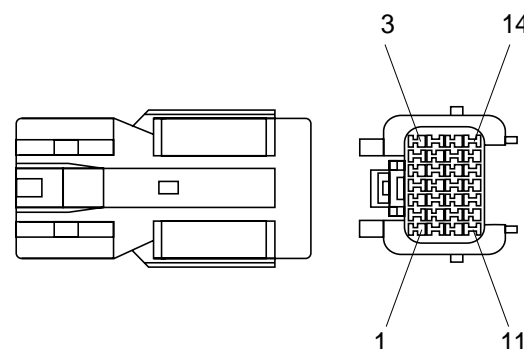
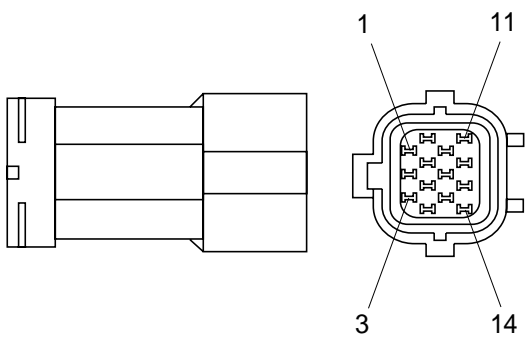
No of pin	Receptacle connector(Female)	Plug connector(Male)
1	 <p>S813-060100</p>	 <p>S813-160100</p>
2	 <p>S813-060200</p>	 <p>S813-160200</p>
3	 <p>S813-060200</p>	 <p>S813-060200</p>
4	 <p>S813-060200</p>	 <p>S813-060200</p>

## 5) J TYPE CONNECTOR

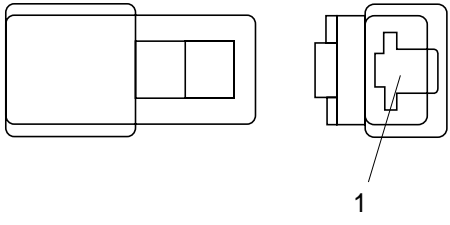
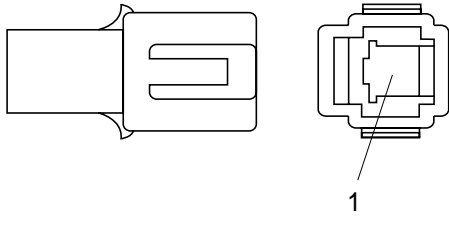
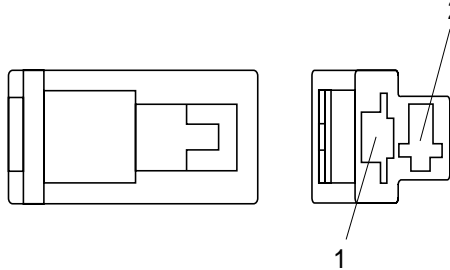
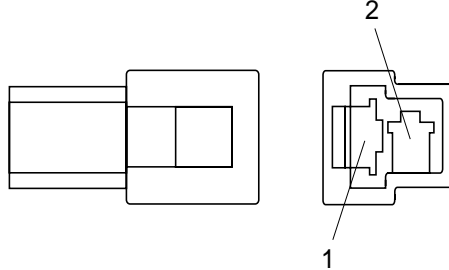
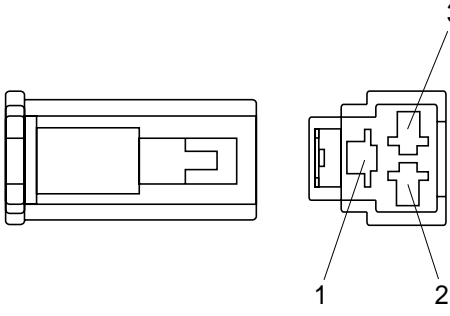
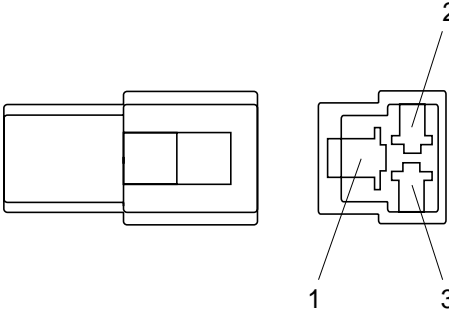
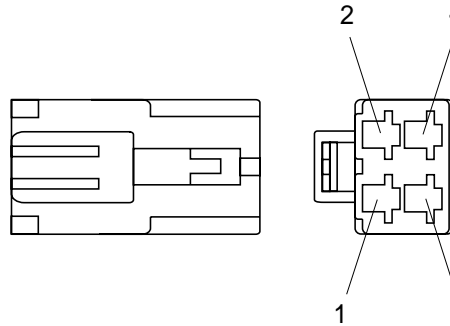
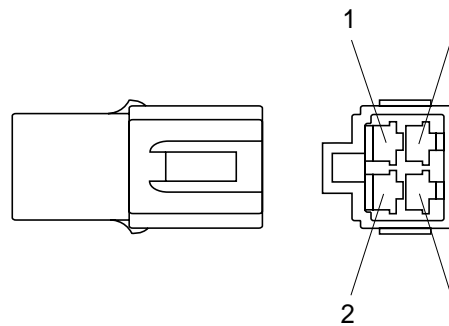
No of pin	Receptacle connector(Female)	Plug connector(Male)
2	 <p>S816-002001</p>	 <p>S816-102001</p>
3	 <p>S816-003001</p>	 <p>S816-103001</p>
4	 <p>S816-004001</p>	 <p>S816-104001</p>
8	 <p>S816-008001</p>	 <p>S816-108001</p>

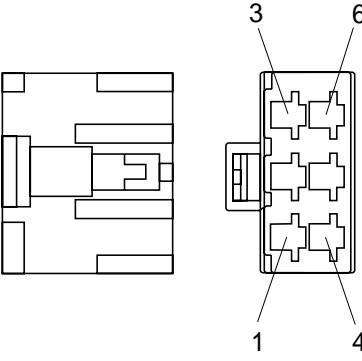
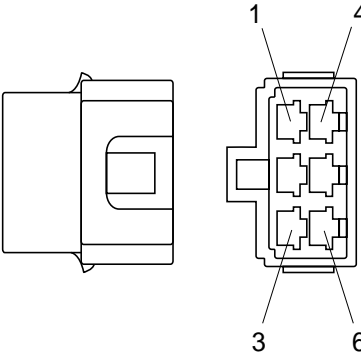
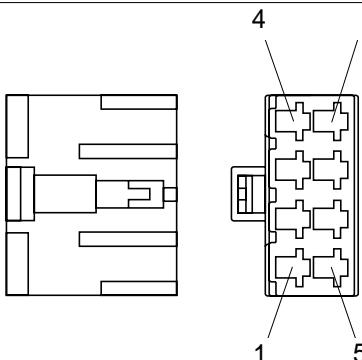
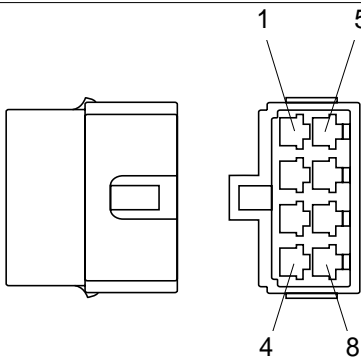
## 6) SWP TYPE CONNECTOR

No of pin	Receptacle connector(Female)	Plug connector(Male)
1	 <p>S814-001000</p>	 <p>S814-101000</p>
2	 <p>S814-002000</p>	 <p>S814-102000</p>
3	 <p>S814-003000</p>	 <p>S814-103000</p>
4	 <p>S814-004000</p>	 <p>S814-104000</p>

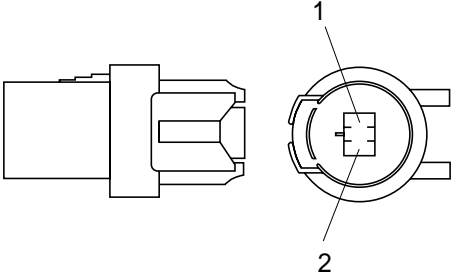
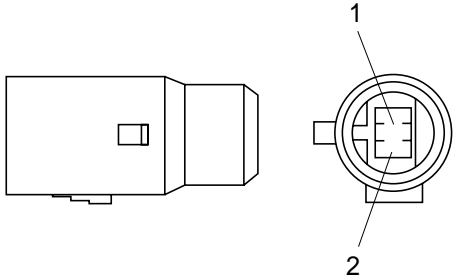
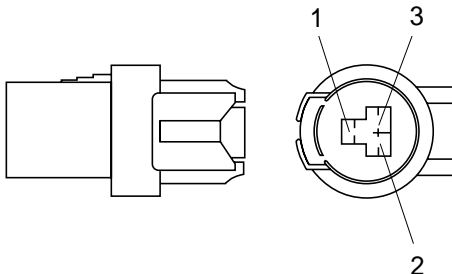
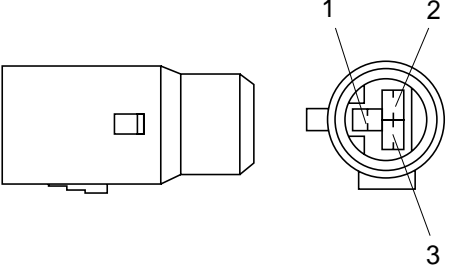
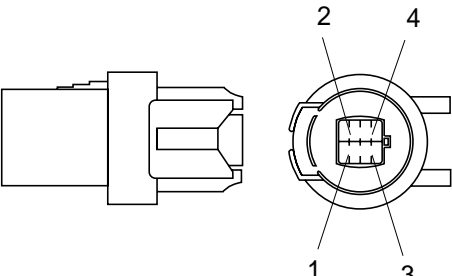
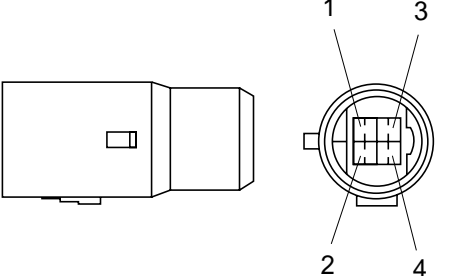
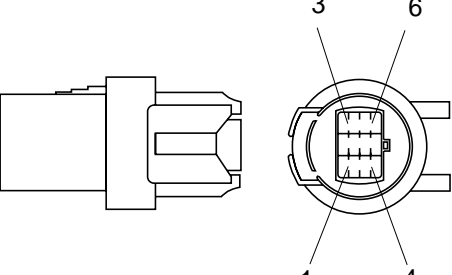
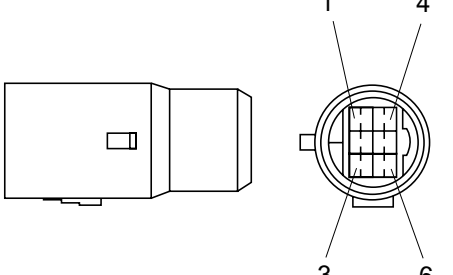
No of pin	Receptacle connector(Female)	Plug connector(Male)
6	 <p>S814-006000</p>	 <p>S814-106000</p>
8	 <p>S814-008000</p>	 <p>S814-108000</p>
12	 <p>S814-012000</p>	 <p>S814-112000</p>
14	 <p>S814-014000</p>	 <p>S814-114000</p>

## 7) CN TYPE CONNECTOR

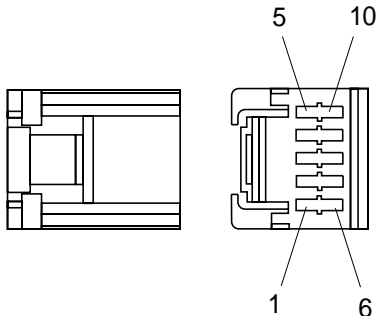
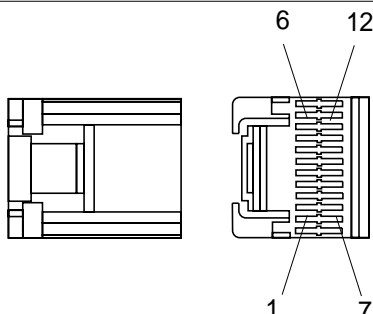
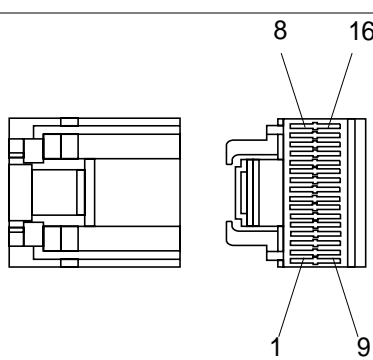
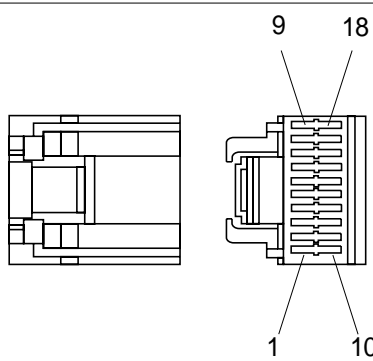
No of pin	Receptacle connector(Female)	Plug connector(Male)
1	 <p>S810-00120</p>	 <p>S810-10120</p>
2	 <p>S810-002202</p>	 <p>S810-102202</p>
3	 <p>S810-003202</p>	 <p>S810-103202</p>
4	 <p>S810-004202</p>	 <p>S810-104202</p>

No of pin	Receptacle connector(Female)	Plug connector(Male)
6	 <p>S810-006202</p>	 <p>S810-106202</p>
8	 <p>S810-008203</p>	 <p>S810-108203</p>

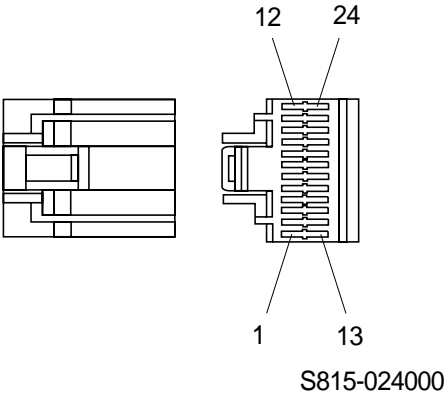
## 8) BS TYPE CONNECTOR

No of pin	Receptacle connector(Female)	Plug connector(Male)
2	 <p>S812-002001</p>	 <p>S812-102001</p>
3	 <p>S812-003001</p>	 <p>S812-103001</p>
4	 <p>S812-004001</p>	 <p>S812-104001</p>
6	 <p>S812-006001</p>	 <p>S812-106001</p>

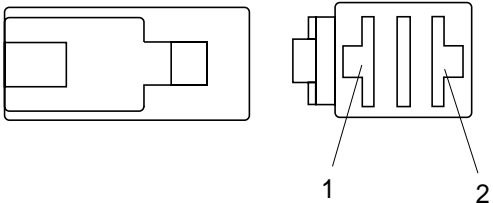
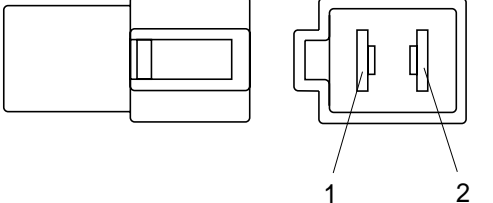
## 9) LC TYPE CONNECTOR

No of pin	Receptacle connector(Female)	Plug connector(Male)
2	 <p>S815-010000</p>	
12	 <p>S815-012000</p>	
16	 <p>S815-016000</p>	
18	 <p>S815-018000</p>	



No of pin	Receptacle connector(Female)	Plug connector(Male)
24	 <p>S815-024000</p>	

# 10)375 FASTEN TYPE CONNECTOR

No of pin	Receptacle connector(Female)	Plug connector(Male)
2	 <p>S810-002402</p>	 <p>S810-102402</p>