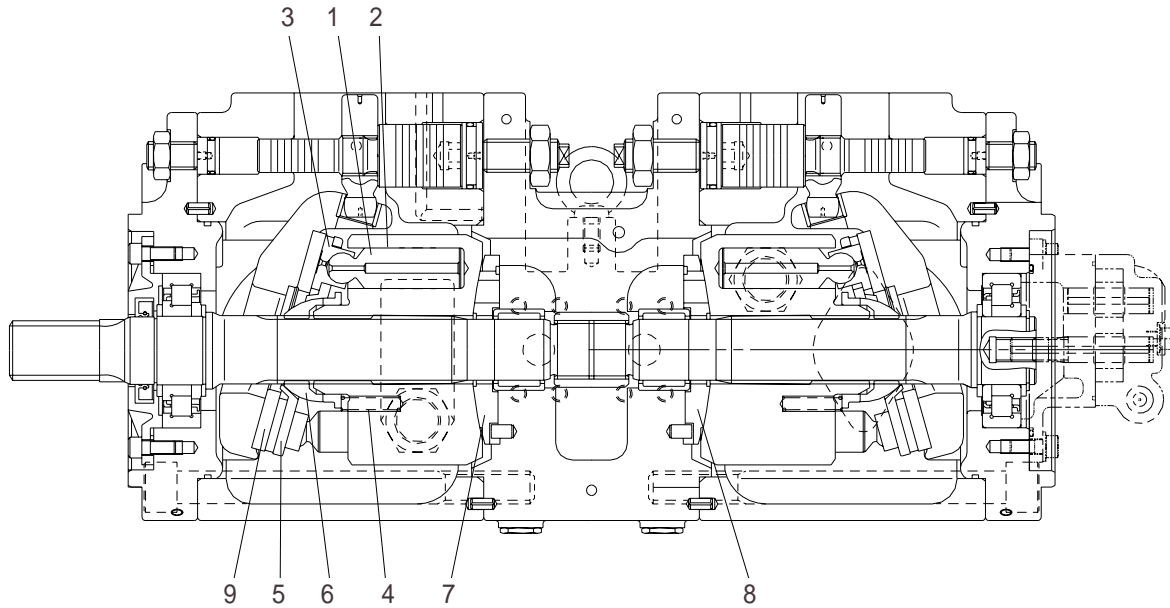


GROUP 2 MAJOR COMPONENT

1. MAIN PUMP




| Part name & inspection item | | Standard dimension | Recommended replacement value | Counter measures |
|---|--|--------------------|-------------------------------|------------------------------------|
| Clearance between piston(1) & cylinder bore(2) (D-d) | | 0.028 | 0.056 | Replace piston or cylinder. |
| Play between piston(1) & shoe caulking section(3) () | | 0-0.1 | 0.3 | Replace assembly of piston & shoe. |
| Thickness of shoe (t) | | 3.9 | 3.7 | |
| Free height of cylinder spring(4) (L) | | 31.3 | 30.5 | Replace cylinder spring. |
| Combined height of set plate(5) & spherical bushing(6) (H-h) | | 19.0 | 18.3 | Replace retainer or set plate. |
| Surface roughness for valve plate(Sliding face)(7,8), swash plate (shoe plate area)(9), & cylinder(2)(Sliding face) | Surface roughness necessary to be corrected | 3z | | Lapping |
| | Standard surface roughness (Corrected value) | 0.4z or lower | | |

2. MAIN CONTROL VALVE

| Part name | Inspection item | Criteria & measure |
|--|--|---|
| Casing | <ul style="list-style-type: none"> · Existence of scratch, rusting or corrosion. | <ul style="list-style-type: none"> · In case of damage in following section, replace part. · Sliding sections of casing fore and spool, especially land sections applied with holded pressure. · Seal pocket section where spool is inserted. · Seal section of port where O-ring contacts. · Seal section of each relief valve for main, travel, and port. · Other damages that may damage normal functions. |
| Spool | <ul style="list-style-type: none"> · Existence of scratch, gnawing, rusting or corrosion. · O-ring seal sections at both ends. · Insert spool in casing hole, rotate and reciprocate it. | <ul style="list-style-type: none"> · Replacement when its outside sliding section has scratch(Especially on seals-contacting section). · Replacement when its sliding section has scratch. · Correction or replacement when O-ring is damaged or when spool does not move smoothly. |
| Poppet | <ul style="list-style-type: none"> · Damage of poppet or spring · Insert poppet into casing and function it. | <ul style="list-style-type: none"> · Correction or replacement when sealing is incomplete. · Normal when it can function lightly without being caught. |
| Around spring | <ul style="list-style-type: none"> · Rusting, corrosion, deformation or breaking of spring, spring seat, plug or cover. | <ul style="list-style-type: none"> · Replacement for significant damage. |
| Around seal for spool | <ul style="list-style-type: none"> · External oil leakage. · Rusting, corrosion or deformation of seal plate. | <ul style="list-style-type: none"> · Correction or replacement. · Correction or replacement. |
| Main relief valve, port relief valve & negative control relief valve | <ul style="list-style-type: none"> · External rusting or damage. · Contacting face of valve seat. · Contacting face of poppet. · Abnormal spring. · O-rings, back up rings and seals. | <ul style="list-style-type: none"> · Replacement. · Replacement when damaged. · Replacement when damaged. · Replacement. · 100% replacement in general. |
| Balance plate | <ul style="list-style-type: none"> · Worn less than 0.03mm · Worn more than 0.03mm · Sliding surface has a seizure(Even through small). | <ul style="list-style-type: none"> · Lapping · Replace · Replace |

3. SWING DEVICE

| Part name | Inspection item | Remedy |
|--|---|---|
| Shoe of piston assembly | <ul style="list-style-type: none"> · Sliding surface has a damage. · Sliding surface depression() dimension less than 0.45mm or has a large damage. | <ul style="list-style-type: none"> · Lapping · Replace parts or motor |
| Piston of piston assembly | <ul style="list-style-type: none"> · Sliding surface has a seizure(Even though small). | <ul style="list-style-type: none"> · Replace motor |
| Piston hole of cylinder assembly | <ul style="list-style-type: none"> · Sliding surface has a seizure. · Sliding surface has a damage. | <ul style="list-style-type: none"> · Replace motor · Replace motor |
| Taper roller bearing Needle bearing Roller bearing | <ul style="list-style-type: none"> · In case 3000hour operation. · Rolling surface has a damage. | <ul style="list-style-type: none"> · Replace · Replace |

4. TRAVEL DEVICE

Disassembling and inspection of the motor must be done in strict accordance with the servicing standards described here. During servicing, handle each part very carefully not to damage them, especially for their movable or sliding sections.

1) SEALS

Once the seals(O-rings, oil seals, and floating seals) have been disassembled, they must be replaced with new ones even if no damage is observed.

2) TABLE OF MAINTENANCE STANDARD

(1) Replace all parts having a seriously damaged appearance.

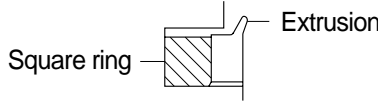
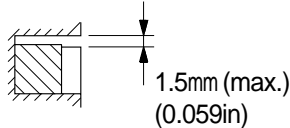
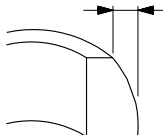
(2) Replace the part if any one of the states(Symptoms) listed in the table below is observed.

| Item No. | Part name | Situation | Standard dimension | Maximum allowable value(Criteria) |
|-------------------------------|---|---|---|-----------------------------------|
| 2 8 17 | Spindle kit · Spindle assembly · · Spindle · · Coupling gear · Pin | · Seriously damaged in appearance. · Galling or other forms of excessive wear are observed. | - | - |
| 3 6 9 14 25 34 | Carrier assembly Carrier Cluster gear Shaft Thrust collar Needle bearing Dowel pin | · The tooth surface of the cluster gear(6) is nonuniformly worn out and damaged. · The cluster gear(6) does not move smoothly. | - | - |
| 4 | Ring gear A | · The tooth surface is nonuniformly worn out and damaged. | - | - |
| 5 | Ring gear B | · The tooth surface is nonuniformly worn out and damaged. | - | - |
| 7 | Sun gear | · The tooth surface is nonuniformly worn out and damaged. · The spline section is worn. | - | - |
| 8 | Coupling gear | · Excessive wear or pitching is observed on the tooth surface. | - | - |
| 19 | Coupling | · The spline section is worn. | - | - |
| 20 | Thrust bearing | · Worn out. | Axial clearance between coupling gear(8) and cover(13) : 0.3 to 0.6mm | Clearance : 0.8mm |

| Item No. | Part name | Situation | Standard dimension | Maximum allowable value(Criteria) |
|------------|--|---|----------------------------------|-----------------------------------|
| 22 | Distance piece | <ul style="list-style-type: none"> · The sliding surface is damaged. · The sliding surface is excessively worn out. | - | - |
| 24 | Ball bearing | <ul style="list-style-type: none"> · Dents are present. · Flaking develops. · Nonuniform wear is present. | - | - |
| 101 | Rear flange kit Rear flange | <ul style="list-style-type: none"> · The movable section contacting the spool(123) is damaged. · The clearance against the spool (123) is too large. · The surface contacting the valve (127) is damaged. · The depth to the surface contacting the valve (127) is too large. · The outer surface is damaged. · The outer surface is nonuniformly worn out. | Linear clearance : 10 to 20 μ | Linear clearance : 20 μ |
| 123 | Spool | | | |
| 102 | Shaft | <ul style="list-style-type: none"> · The surface contacting the oil seal(132) is worn out. · The spline section is worn out. | - | - |
| 103 | Swash plate | <ul style="list-style-type: none"> · Seizure is observed. | - | - |
| 104 | Cylinder block | <ul style="list-style-type: none"> · The spline section is worn out. · The bore inner surface is worn out too much. · The sliding surface that contacts the timing plate(109) is damaged or nonuniformly worn out. | - | - |
| 105 106 | Piston assembly Piston shoe | <ul style="list-style-type: none"> · An axial clearance is present between the piston(105) and the shoe(106). · The shoe is excessively worn out. · The shoe is nonuniformly worn out. | Clearance : 0.05mm | Clearance : 0.15mm |
| 107 | Retainer plate | <ul style="list-style-type: none"> · The peripheral edge is nonuniformly worn out. | - | - |

| Item No. | Part name | Situation | Standard dimension | Maximum allowable value(Criteria) |
|------------|--------------------------------|--|---------------------------------------|---------------------------------------|
| 108 | Thrust ball | · The spherical sliding section that contacts the retainer plate(107) is nonuniformly worn out. | - | - |
| 109 | Timing plate | · The sliding surface has the traces of seizure or nonuniformly wear. | - | - |
| 115 | Friction plate | · Both edges are nonuniformly worn out. | Braking torque 49.3kgf · m or more | Braking torque 49.3kgf · m or less |
| 116 | Mating plate | · The required torque cannot be achieved. · The traces of seizure are present. | - | - |
| 118 | Valve seat | · The seat surface is damaged. | - | - |
| 119 | Valve | · The outer surface is damaged. · The seat surface is damaged. | - | - |
| 136 | Body kit Body | · The sliding section that contacts the spool(137) is damaged. | Linear clearance : 7 to 15 μ | Linear clearance : 20 μ |
| 137 | Spool | · The clearance against the spool(137) is too large. · The outer surface is damaged. · The outer surface is nonuniformly worn out. | - | - |
| 149 150 | Roller bearing Ball bearing | · Dents are present. · Flaking develops. · Nonuniform wear is observed. | - | - |
| 163 | Valve | · The outer surface is damaged. · The seat surface is damaged. | - | - |
| 164 | Stopper | · The seat surface is damaged. | - | - |
| 142 | Valve | · The outer surface is damaged. · The seat surface is damaged. | - | - |
| 172 | Valve seat | · The seat surface is damaged. | - | - |

5. TURNING JOINT

| Part name | | Maintenance standards | Remedy |
|--|---|--|-----------------------|
| Body, Stem | Sliding surface with sealing sections. | Plating worn or peeled due to seizure or contamination. | Replace |
| | Sliding surface between body and stem other than sealing section. | · Worn abnormality or damaged more than 0.1mm (0.0039in) in depth due to seizure contamination. | Replace |
| | | · Damaged more than 0.1mm(0.0039in) in depth. | Smooth with oilstone. |
| | Sliding surface with thrust plate. | · Worn more than 0.5mm(0.02in) or abnormality. | Replace |
| · Worn less than 0.5mm(0.02in). | | Smooth | |
| · Damage due to seizure or contamination remediable within wear limit (0.5mm)(0.02in). | | Smooth | |
| Cover | Sliding surface with thrust plate. | · Worn more than 0.5mm(0.02in) or abnormality. | Replace |
| | | · Worn less than 0.5mm(0.02in). | Smooth |
| | | · Damage due to seizure or contamination remediable within wear limit (0.5mm)(0.02in). | Replace |
| Seal set | - | · Extruded excessively from seal groove square ring.  | Replace |
| | - | · Slipper ring 1.5mm(0.059in) narrower than seal groove, or narrower than back ring.  | Replace |
| | - | · Worn more than 0.5mm(0.02in) ~ 1.5mm(MAX.) (0.059in)  | Replace |

6. CYLINDER

| Part name | Inspecting section | Inspection item | Remedy |
|----------------------------|---|---|---|
| Piston rod | · Neck of rod pin | · Presence of crack | · Replace |
| | · Weld on rod hub | · Presence of crack | · Replace |
| | · Stepped part to which piston is attached. | · Presence of crack | · Replace |
| | · Threads | · Presence of crack | · Recondition or replace |
| | · Plated surface | · Plating is not worn off to base metal. | · Replace or replate |
| | | · Rust is not present on plating. · Scratches are not present. | · Replace or replate · Recondition, replate or replace |
| | · Rod | · Wear of O.D. | · Recondition, replate or replace |
| · Bushing at mounting part | · Wear of I.D. | · Replace | |
| Cylinder tube | · Weld on bottom | · Presence of crack | · Replace |
| | · Weld on head | · Presence of crack | · Replace |
| | · Weld on hub | · Presence of crack | · Replace |
| | · Tube interior | · Presence of faults | · Replace if oil leak is seen |
| | · Bushing at mounting part | · Wear on inner surface | · Replace |
| Gland | · Bushing | · Flaw on inner surface | · Replace if flaw is deeper than coating |