

GROUP 4 CONNECTORS

1. CONNECTOR DESTINATION

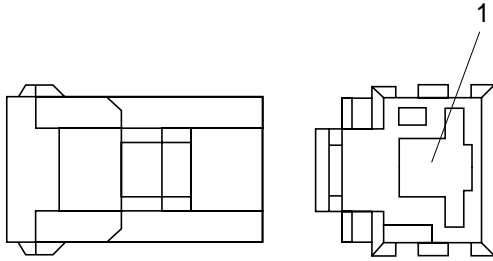
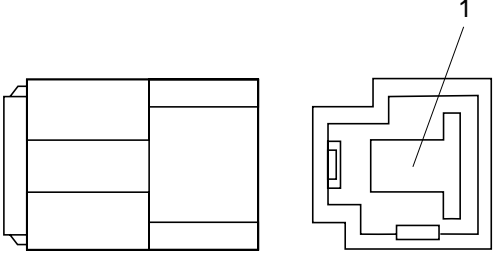
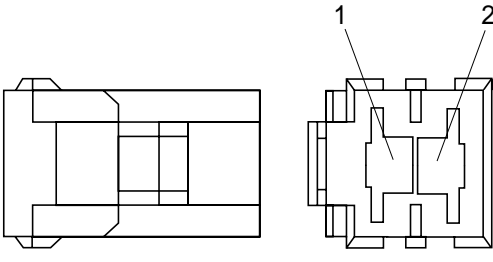
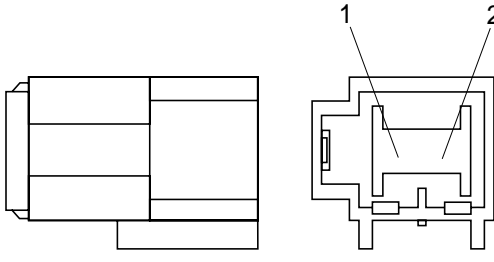
Connector number	Type	No. of pin	Destination	Destination	
				Female	Male
CN-1	DEUTSEH	31	I/conn(Frame harness-main harness)	HD36-24-31SN	HD34-24-31PN
CN-2	DEUTSCH	31	I/conn(Frame harness-main harness)	HD36-24-31SN	HD34-24-31PN
CN-3	KET	8	I/conn(Frame harness-engine RR)	S814-008001	S814-108001
CN-4	KET	6	I/conn(Frame harness-pump PX)	S814-006001	S814-106001
CN-5	DEUTSCH	6	I/conn(Frame harness-engine FR)	DT06-6S-E003	DT04-6P-E003
CN-6	KET	8	I/conn(Cab harness-main harness)	S814-008001	S814-108001
CN-7	KET	1	I/conn(Frame harness-main harness)	MG610278	S814-101001
CN-9	KET	6	I/conn(Cabin harness-main harness)	S814-006001	S814-106001
CN-10	KET	2	I/conn(Boom harness-frame harness)	MG640188-4	MG610574
CN-14	CN	4	I/conn(Cabin harness-beacon harness)	S810-004202	-
CN-15	KET	2	Quick coupling	S814-002001	S814-102001
CN-18	AMP J TYPE	3	Pump 1 pressure switch	S816-103002	S816-003002
CN-19	AMP J TYPE	3	Pump 2 pressure switch	S816-103002	S816-003002
CN-20	MOLEX	2	Horn	35215-0200	-
CN-21	CN	4	Wiper motor	S810-004202	-
CN-22	KET	2	Washer tank	MG640605	-
CN-23	AMP	1	Speaker(LH)	S822-014000	S822-114000
CN-24	AMP	1	Speaker(RH)	S822-014000	S822-114000
CN-25	MOLEX	2	Horn	35215-0020	-
CN-27	PA	9	Cassette & radio	S811-009003	-
CN-28	PACKARD	2	Compressor	0297 3407	-
CN-29	KET	2	Receiver dryer	ST730135-2	-
CN-30	AMP	13	Aircon controller	S811-013002	-
CN-33	AMP J TYPE	3	Pump 3 pressure switch	S816-103002	S816-003002
CN-36	SWP	20	Fuse box	21L7-00250	-
CN-45	RING-TERM	-	Start motor B ⁺	S820-410000	-
CN-47	AMP	2	Resistor	S810-002202	-
CN-48	KET	2	Hour meter	ST730135-2	-
CN-50	T&B	24	CPU & controller	102251-24	-
CN-51	T&B	18	CPU & controller	102241-18	-
CN-52	T&B	10	CPU & controller	102200-10	-
CN-53	T&B	18	CPU & controller	102241-18	-
CN-56	ML	16	Cluster	DT04-4P-E003	-
CN-60	KET	2	Fusible link	-	S813-130201
CN-61	AMP	1	Fuel filter pump	S822-015000	-
CN-63	AMP	7	Warning indicator	S811-014000	S811-114000
CN-64	AMP	7	Warning indicator	S811-007002	S811-107002
CN-65	AMP	1	Back buzzer	S822-014000	-

Connector number	Type	No. of pin	Destination	Destination	
				Female	Male
CN-66	KET	2	Breaker solenoid	S814-002001	S814-102001
CN-68	KET	2	Safety solenoid	S814-002001	S814-102001
CN-69	AMP	2	Ramlock solenoid	S822-015000	S822-115000
CN-70	AMP	2	Travel solenoid	S822-015000	S822-115000
CN-70	AMP	2	Parking solenoid	S822-05000	-
CN-72	AMP	2	Dozer/Outtrigger solenoid	S816-002001	S816-102001
CN-74L	RING-TERM	-	Alternator "B+" terminal	S820-104000	-
CN-74B	RING-TERM	-	Alternator "B+" terminal	S820-406000	-
CN-75	AMP	2	EPPR valve	S816-002002	-
CN-76	DEUTSCH	6	DC motor	DT06-6S-E003	-
CN-78	AMP	1	Ether	S822-014000	-
CN-79	PACKARD	1	Fuel cut-off solenoid	S818-020311	-
CN-88	KET	2	Power max	S814-002001	S814-102001
CN-89	KET	2	Arm half flow solenoid	S814-002001	S814-102001
CN-91	AMP	8	AC EVA assembly	S810-008202	-
CN-92	KET	12	AC EVA assembly	S814-012001	-
CN-122	KET	2	Forward solenoid	S814-002001	S814-102001
CN-123	KET	2	Reverse solenoid	S814-002001	S814-102001
CN-140	KET	2	Quick coupling	S814-002001	-
CN-141	AMP J TYPE	3	Pump 2 pressure switch	S816-103002	S816-103002
· Relay					
CR-1	RING-TERM	-	Battery relay	S820-104000	-
CR-2	AMP	4	Horn relay	S810-004202	-
CR-4	AMP	6	Wiper relay	S810-006202	-
CR-5	AMP	4	Start safety relay	S810-004202	-
CR-6	AMP	6	Intermittent wiper relay	S810-006202	-
CR-11	CN	3	Flasher unit	S810-003702	-
CR-23	KET	2	Start relay	-	S814-102001
CR-30	AMP	4	Back up relay	S810-004202	-
· Switch					
CS-1	KET	1	Door switch	S822-004202	-
CS-2	KET	6	Start key switch	S814-006001	-
CS-4	AMP	3	Safety switch	S810-003202	-
CS-5	AMP	1	Horn switch	S822-014000	-
CS-7	KET	6	Prolix switch	S814-006001	S814-106001
CS-11	KET	8	Multifunction switch(Wiper side)	S814-008001	S814-108001
CS-12	KET	8	Multifunction switch(RH lever side)	S814-008001	S814-108001
CS-13	KET	12	Multifunction switch(LH lever side)	S814-012001	S814-112001
CS-15	KET	12	Multifunction switch	S814-012001	S814-112001
CS-17	SWF	10	Working, traveling, parking switch	593757	-

Connector number	Type	No. of pin	Destination	Destination	
				Female	Male
CS-18	SWF	10	Ramlock switch	573757	-
CS-21	SWF	10	Main light switch	593757	-
CS-22	SWF	10	Cold start switch	593757	-
CS-23	SWF	10	Beacon switch	593757	-
CS-25	SWF	10	Dozer/Outrigger switch	593757	-
CS-26	AMP	1	Pedal switch	S822-014000	S822-114000
CS-27	SWF	10	Breaker switch	593757	-
CS-29	AMP	1	Power max switch	S822-014000	S822-114000
CS-36	SWF	10	Work lamp switch	593757	-
CS-41	SWF	10	Hazard switch	593757	-
CS-50	SWF	10	Arm half control switch	593757	-
CS-54	SWF	10	Aircon switch	593757	-
CS-58	AMP	6	Blower switch	S810-006202	-
CS-67	SWF	10	Quick coupling switch	593757	-
· Light					
CL-1	KET	2	Room lamp	MG 610392	-
CL-2	AMP	1	Cigar lighter	S822-014000	S822-114000
CL-3	HMC	3	Head lamp	S810-003702	-
CL-4	HMC	3	Head lamp	S810-003702	-
CL-5	KET	2	Work lamp	S814-002000	S814-102000
CL-6	KET	2	Work lamp	S814-002000	S814-102000
CL-7	-	1	Beacon lamp	S822-014000	S822-114000
CL-15	KET	6	Rear combination lamp(RH)	S814-006001	S814-106001
CL-16	KET	6	Rear combination lamp(LH)	S814-006001	S814-106001
CL-21	KET	2	Numberplate lamp	S814-002001	S814-102001
CL-24	KET	3	Front combination lamp(LH)	S814-003001	S814-103001
CL-25	KET	3	Front combination lamp(RH)	S814-003001	S814-103001
· Sensor, sender					
CD-1	AMP	2	Hydraulic oil temp sender	85202-1	-
CD-2	KET	2	Fuel sender	S814-002001	-
CD-3	KET	1	Brake fail pressure switch	ST730135-2	-
CD-4	KET	1	Stop lamp pressure switch	ST 730135-2	-
CD-5	KET	2	Transmission oil pressure switch	MG 640795	-
CD-6	KET	2	Auto idle pressure switch	MG 640795	-
CD-7	KET	2	Auto idle pressure switch	MG 640795	-
CD-8	KET	2	Water temp sender	85202-1	-
CD-16	KET	2	Water level sensor	MG 610320	-
CD-17	PACKARD	2	Speed sensor	-	S818-120221
CD-18	RING-TERM	1	Engine oil pressure switch	-	S820-104000
CD-38	KET	1	Working brake pressure switch	ST730135-2	-

2. CONNECTION TABLE FOR CONNECTORS

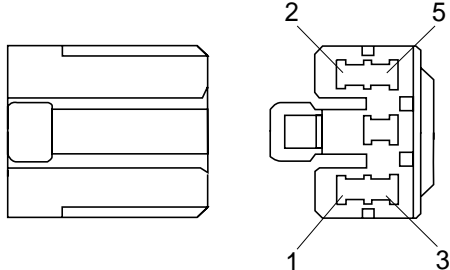
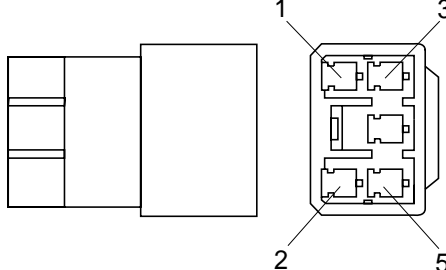
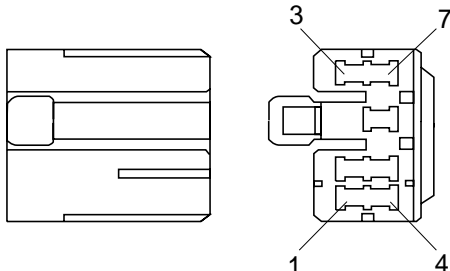
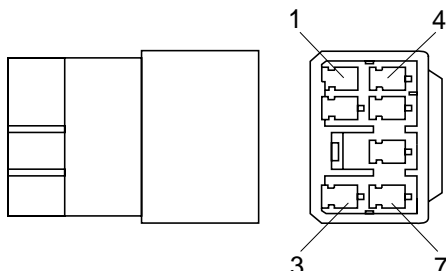
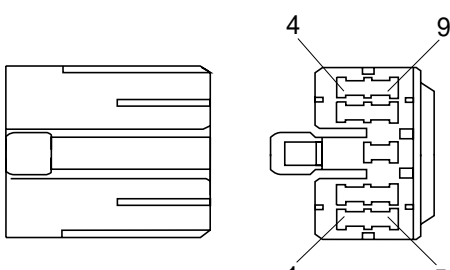
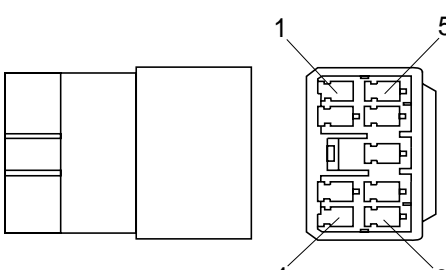
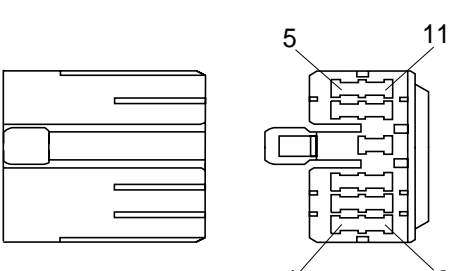
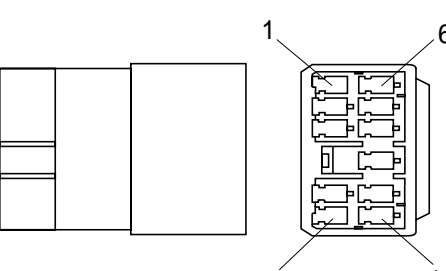
1) 58-L TYPE CONNECTOR

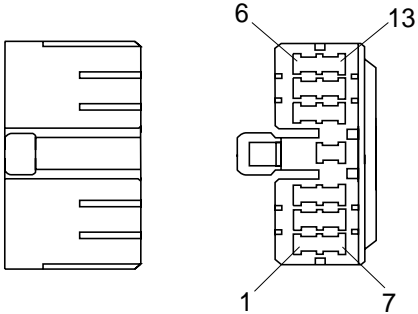
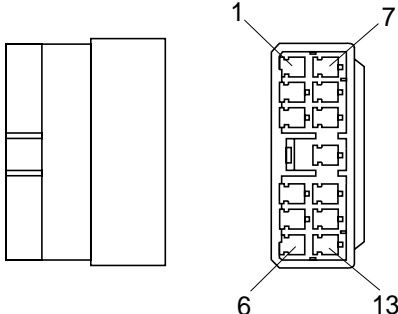
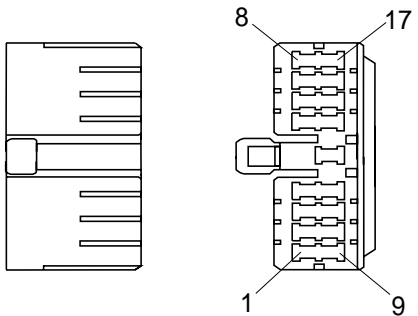
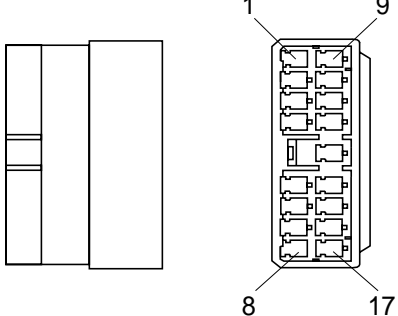
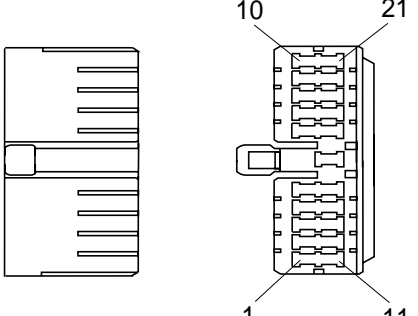
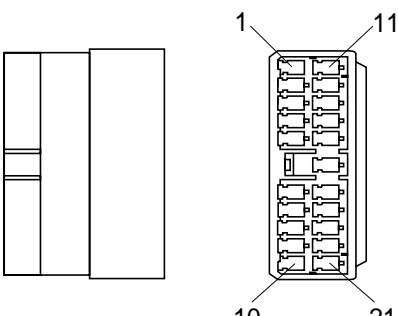
No. of pin	Receptacle connector(Female)	Plug connector(Male)
1	 S813-030100	 S813-130100
2	 S813-030200	 S813-130200

2) MULTILOCK TYPE CONNECTOR

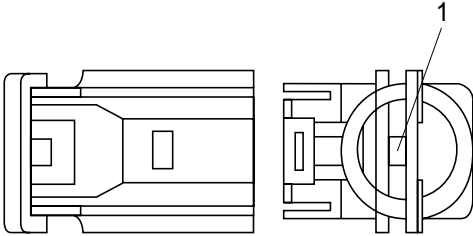
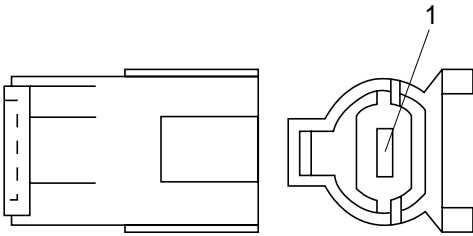
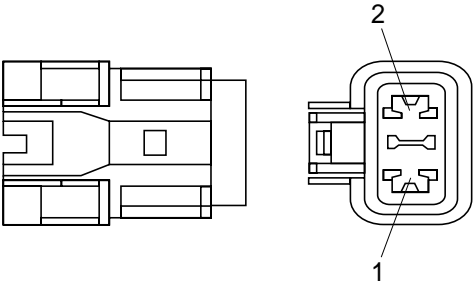
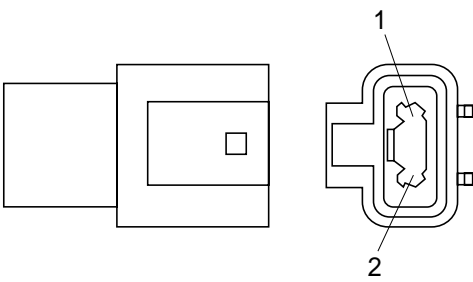
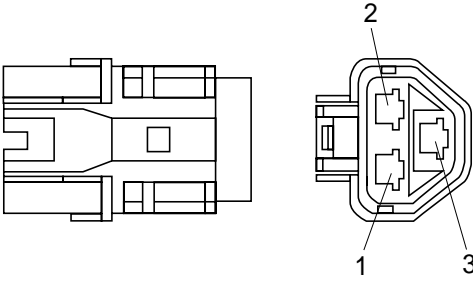
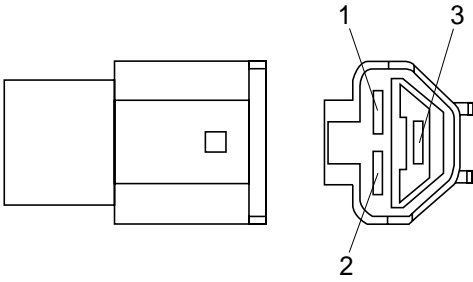
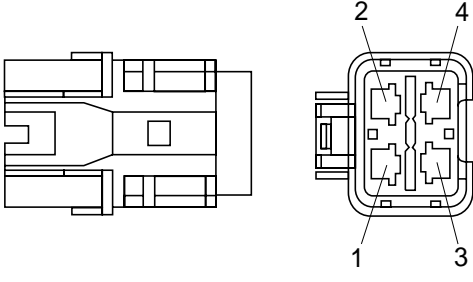
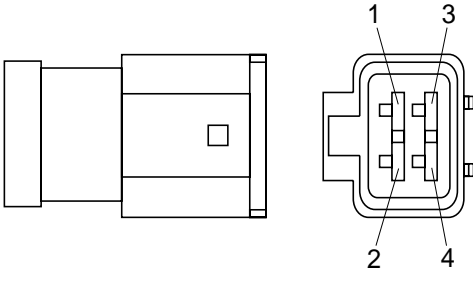
No. of pin	Receptacle connector(Female)	Plug connector(Male)
20	<p>S817-020105</p>	

3) PA TYPE CONNECTOR

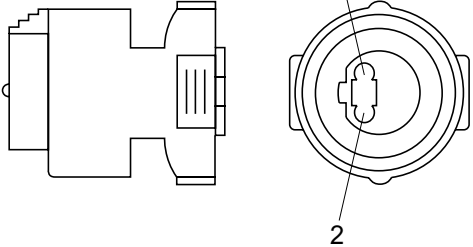
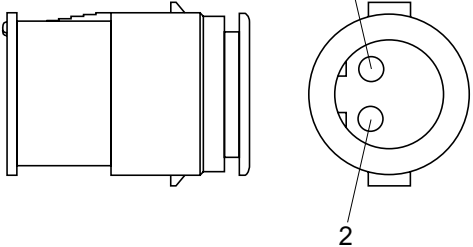
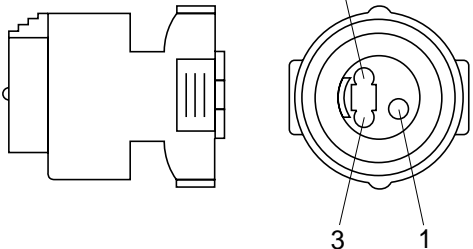
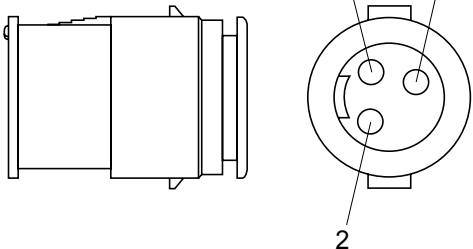
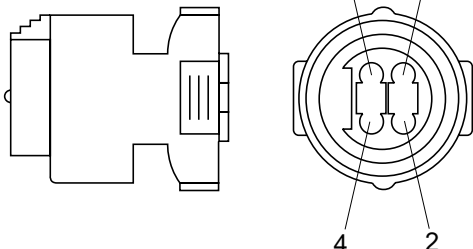
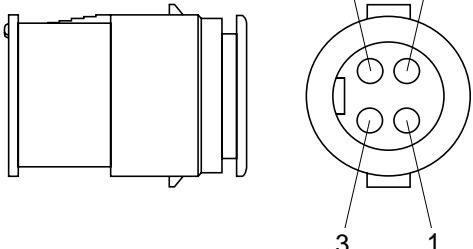
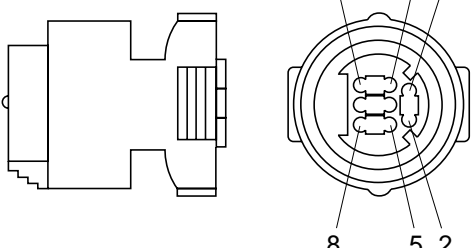
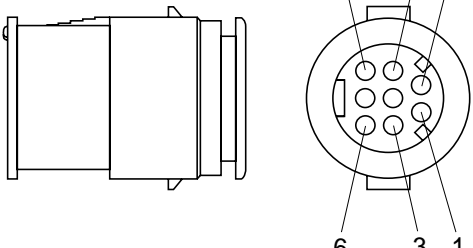
No. of pin	Receptacle connector(Female)	Plug connector(Male)
5	 <p>S811-005002</p>	 <p>S811-105002</p>
7	 <p>S811-007002</p>	 <p>S811-107002</p>
9	 <p>S811-009002</p>	 <p>3S811-109002</p>
11	 <p>S811-011002</p>	 <p>S811-111002</p>

No. of pin	Receptacle connector(Female)	Plug connector(Male)
13	 <p>S811-013002</p>	 <p>S811-113002</p>
17	 <p>S811-017002</p>	 <p>S811-117002</p>
21	 <p>S811-021002</p>	 <p>S811-121002</p>

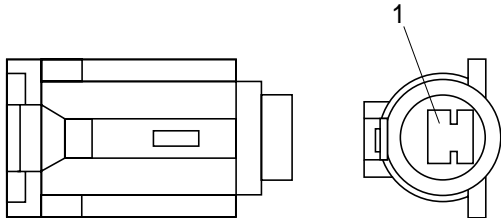
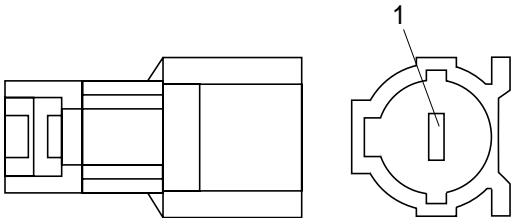
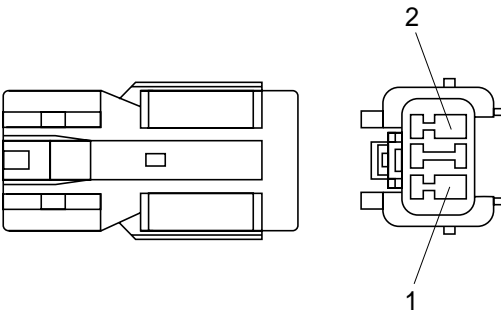
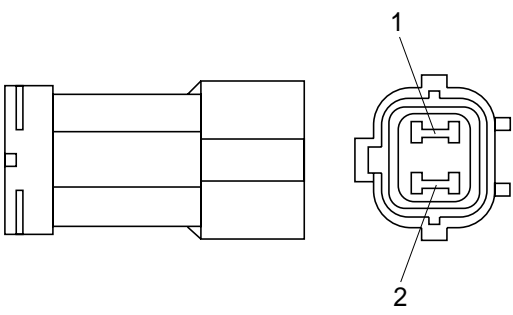
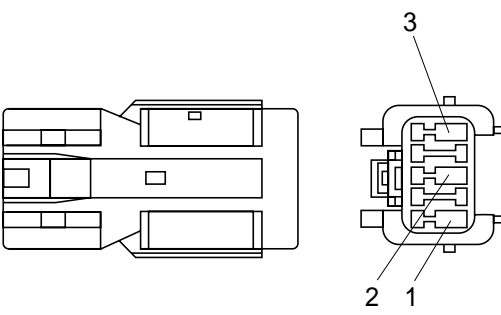
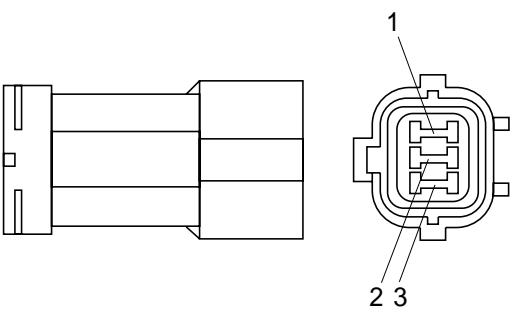
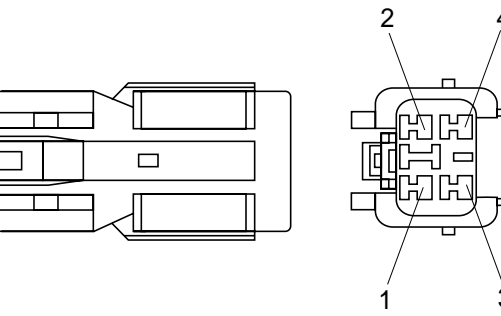
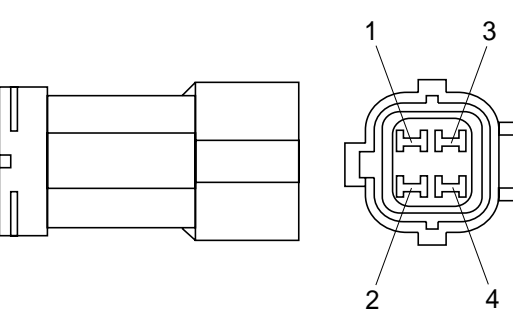
4) 58-X TYPE CONNECTOR

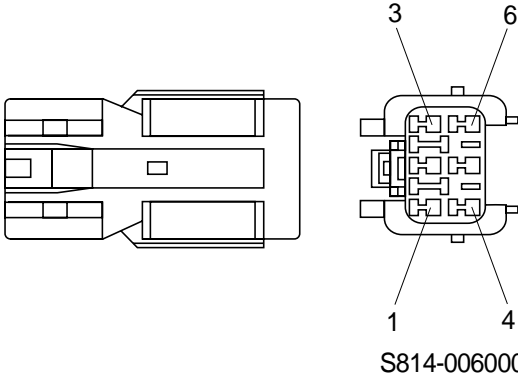
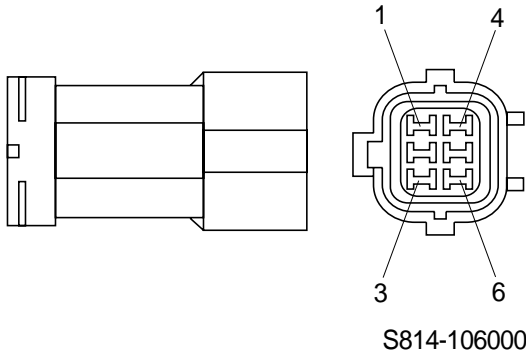
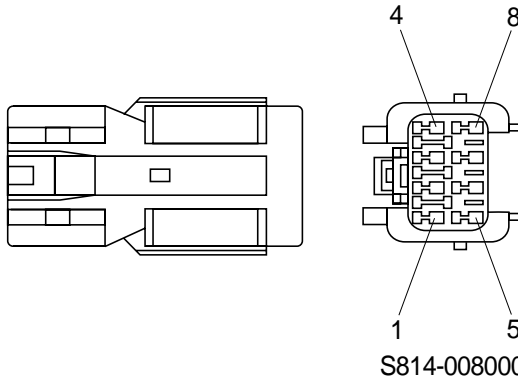
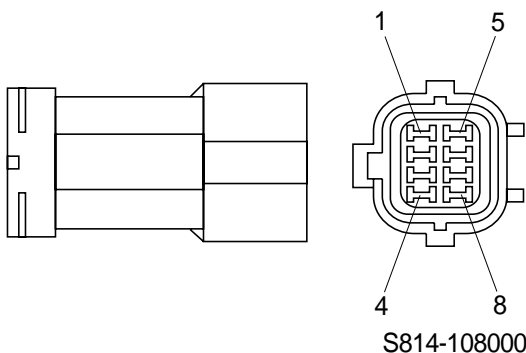
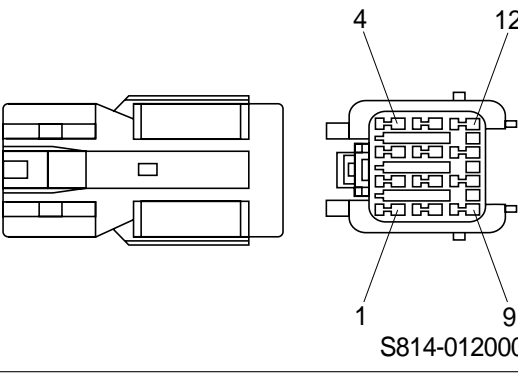
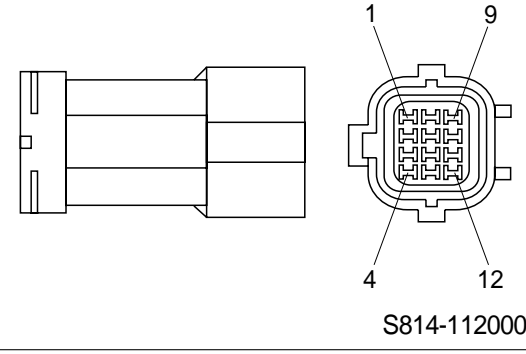
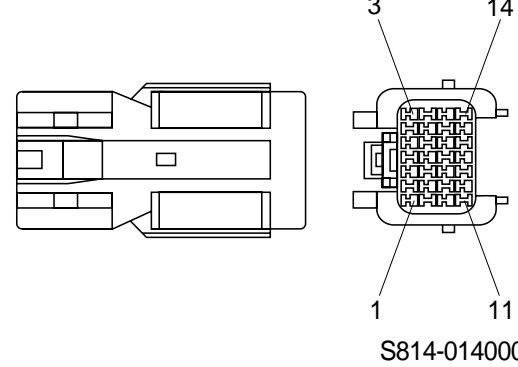
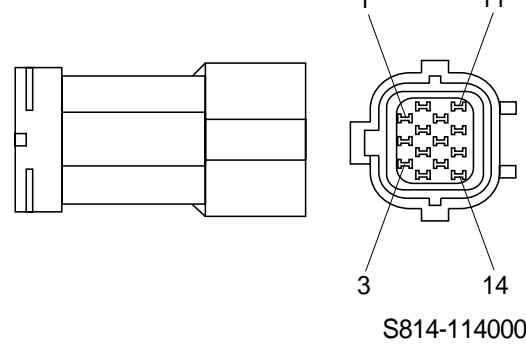
No. of pin	Receptacle connector(Female)	Plug connector(Male)
1	 <p data-bbox="691 678 837 707">S813-060100</p>	 <p data-bbox="1246 678 1393 707">S813-160100</p>
2	 <p data-bbox="691 1081 837 1111">S813-060200</p>	 <p data-bbox="1246 1081 1393 1111">S813-160200</p>
3	 <p data-bbox="691 1485 837 1514">S813-060300</p>	 <p data-bbox="1246 1485 1393 1514">S813-160300</p>
4	 <p data-bbox="691 1895 837 1924">S813-060400</p>	 <p data-bbox="1246 1895 1393 1924">S813-160400</p>

5) J TYPE CONNECTOR

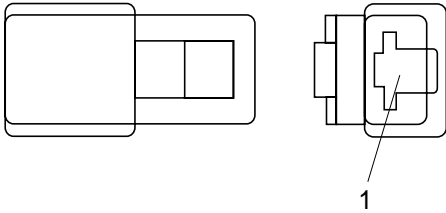
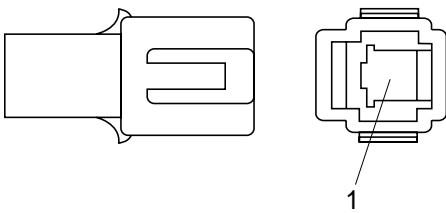
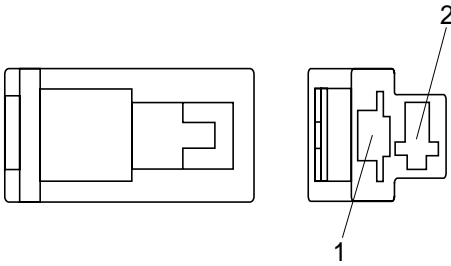
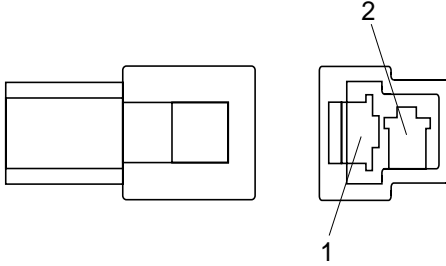
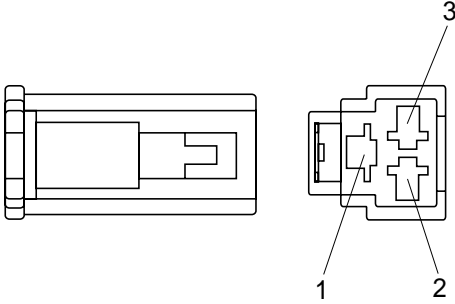
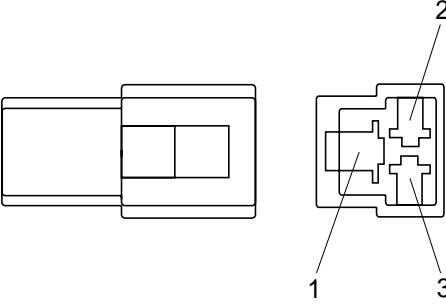
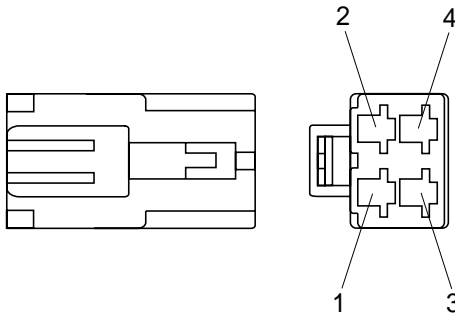
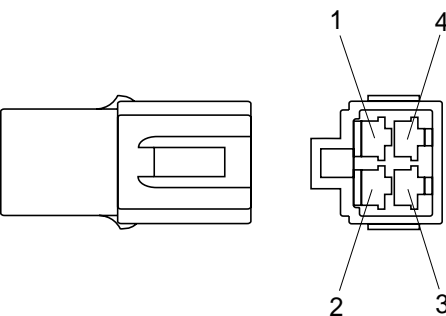
No. of pin	Receptacle connector(Female)	Plug connector(Male)
2	 <p>S816-002001</p>	 <p>S816-102001</p>
3	 <p>S816-003001</p>	 <p>S816-103001</p>
4	 <p>S816-004001</p>	 <p>S816-104001</p>
8	 <p>S816-008001</p>	 <p>S816-108001</p>

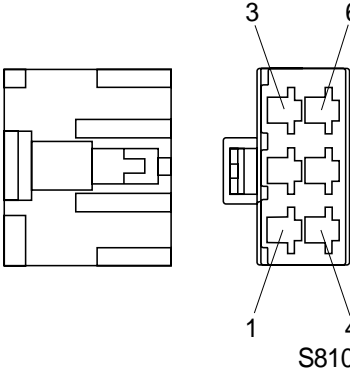
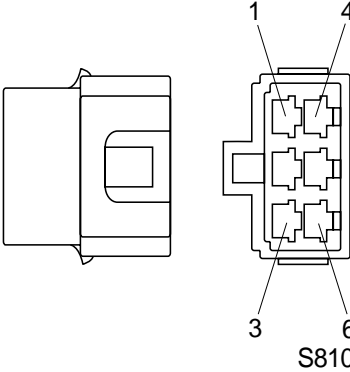
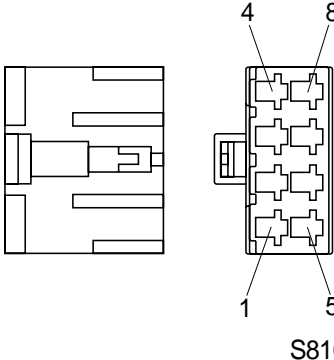
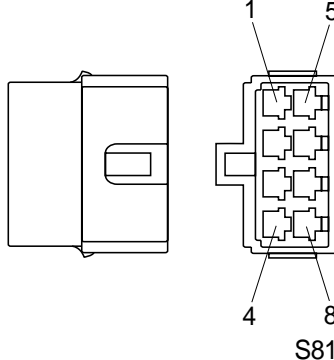
6) SWP TYPE CONNECTOR

No. of pin	Receptacle connector(Female)	Plug connector(Male)
1	 <p>S814-001000</p>	 <p>S814-101000</p>
2	 <p>S814-002000</p>	 <p>S814-102000</p>
3	 <p>S814-003000</p>	 <p>S814-103000</p>
4	 <p>S814-004000</p>	 <p>S814-104000</p>

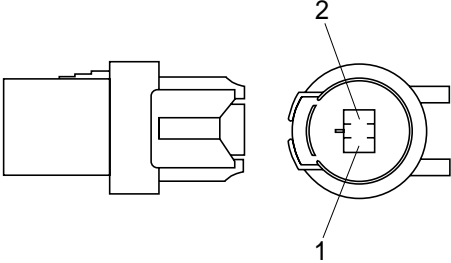
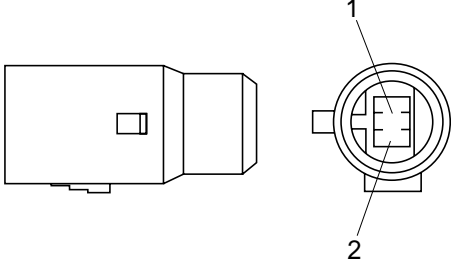
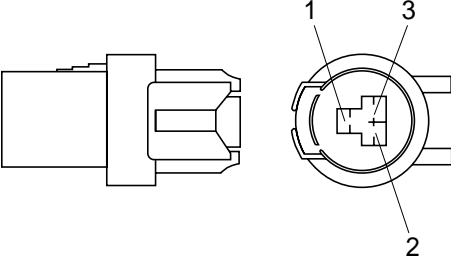
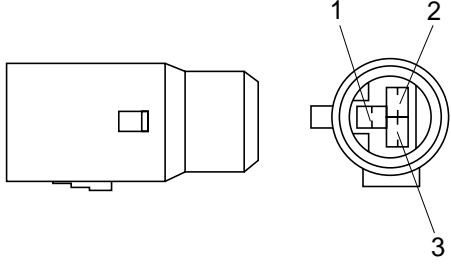
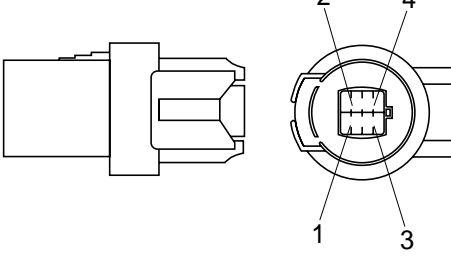
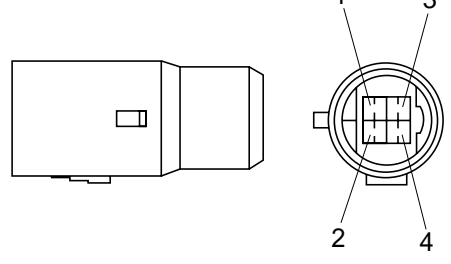
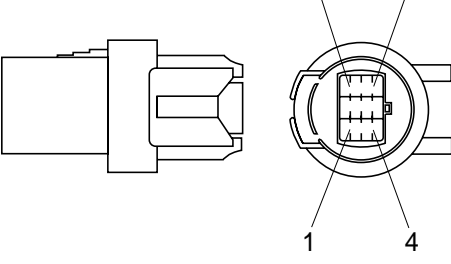
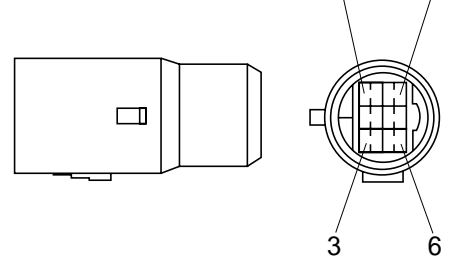
No. of pin	Receptacle connector(Female)	Plug connector(Male)
6	 <p>S814-006000</p>	 <p>S814-106000</p>
8	 <p>S814-008000</p>	 <p>S814-108000</p>
12	 <p>S814-012000</p>	 <p>S814-112000</p>
14	 <p>S814-014000</p>	 <p>S814-114000</p>

7) CN TYPE CONNECTOR

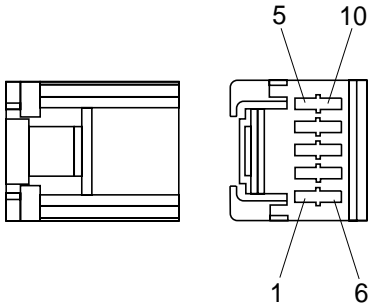
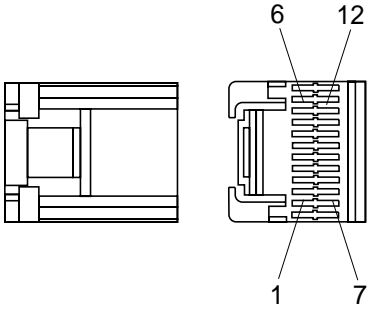
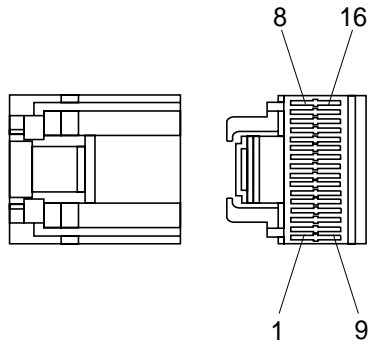
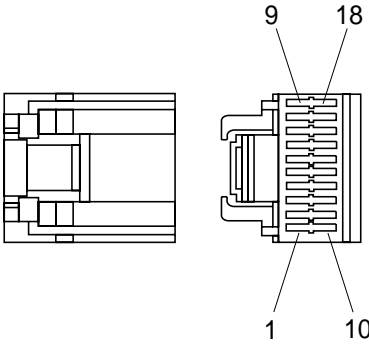
No. of pin	Receptacle connector(Female)	Plug connector(Male)
1	 <p>S810-001202</p>	 <p>S810-101202</p>
2	 <p>S810-002202</p>	 <p>S810-102202</p>
3	 <p>S810-003202</p>	 <p>S810-103202</p>
4	 <p>S810-004202</p>	 <p>S810-104202</p>

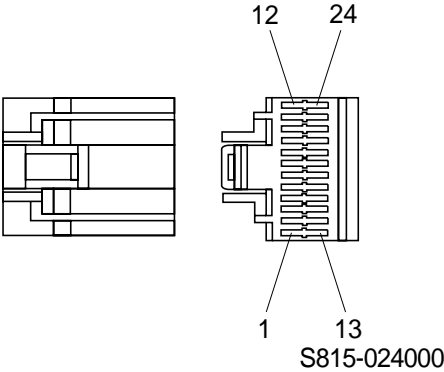
No. of pin	Receptacle connector(Female)	Plug connector(Male)
6	 <p>S810-006202</p>	 <p>S810-106202</p>
8	 <p>S810-008202</p>	 <p>S810-108202</p>

8) BS TYPE CONNECTOR

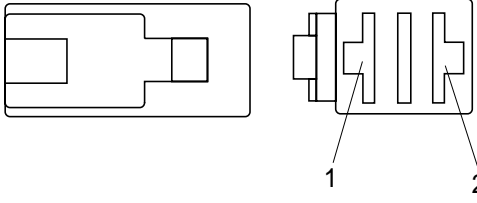
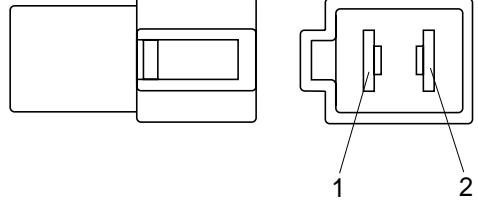
No. of pin	Receptacle connector(Female)	Plug connector(Male)
2	 <p>S812-002001</p>	 <p>S812-102001</p>
3	 <p>S812-003001</p>	 <p>S812-103001</p>
4	 <p>S812-004001</p>	 <p>S812-104001</p>
6	 <p>S812-006001</p>	 <p>S812-106001</p>

9) LC TYPE CONNECTOR

No. of pin	Receptacle connector(Female)	Plug connector(Male)
10	 <p>S815-010000</p>	
12	 <p>S815-012000</p>	
16	 <p>S815-016000</p>	
18	 <p>S815-018000</p>	

No. of pin	Receptacle connector(Female)	Plug connector(Male)
24	 <p>S815-024000</p>	

10) 375 FASTEN TYPE CONNECTOR

No. of pin	Receptacle connector(Female)	Plug connector(Male)
2	 <p>S810-002402</p>	 <p>S810-102402</p>