

## GROUP 6 CONNECTORS

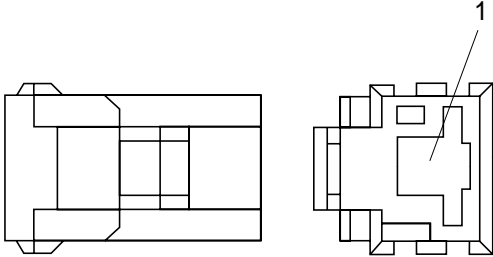
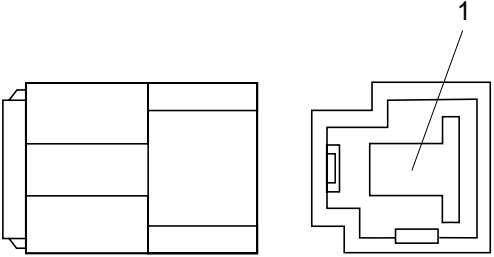
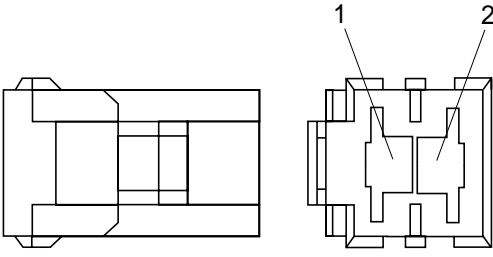
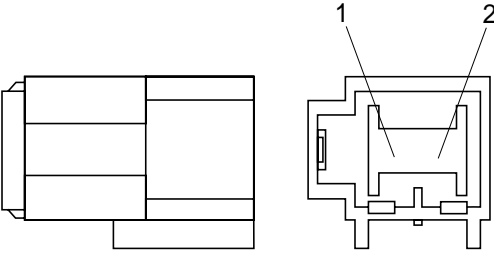
### 1. CONNECTOR DESTINATION

Connector number	Type	No. of pin	Destination	Connector part No.	
				Female	Male
CN-1	DEUTSCH	12	I/conn(Main-engine & T/M LH harness)	DT06-12S	DT04-12P
CN-2	DEUTSCH	6	I/conn(Main-engine & T/M LH harness)	DT06-06S	DT04-06P
CN-3	KET	1	I/conn(Main-engine & T/M RH harness)	ST730651-3	ST740654-3
CN-4	DEUTSCH	12	I/conn(Main harness-cluster harness)	DT06-12S	DT04-12P
CN-5	DEUTSCH	8	I/conn(Main harness-cluster harness)	DT06-08S	DT04-08P
CN-6	DEUTSCH	4	I/conn(Eng&T/M LH harness-cabin harness)	DT06-04S-E003	DT04-04P
CN-7	YAZAKI	2	Fusible link	25D1-00260	-
CN-8	DEUTSCH	8	I/conn(Main-engine & T/M RH harness)	DT06-08S	DT04-08P
CN-15	DEUTSCH	8	I/conn(Solenoid-T/M control switch)	DT06-08S	DT04-08P
CN-19	DEUTSCH	2	Spare	-	DT04-02P
CN-20	MOLEX	2	Horn	35215-0200	-
CN-21	YAZAKI	2	I/conn(Cabin harness-beacon lamp)	S814-002000	S814-102000
CN-25	MOLEX	2	Horn	35215-0200	-
CN-37	-	10	Fuse box	25D1-00130	-
CN-45	RING-TERM	-	Start motor B <sup>+</sup>	S820-41000	-
CN-48	AMP	2	Hour meter	S810-002202	-
CN-65	CB104	1	Travel alarm buzzer	S822-014004	-
CN-71	AMP	2	Parking solenoid	S816-002002	S816-102002
CN-74	RING-TERM	-	Alternator B <sup>+</sup>	S820-104000	-
CN-79	PACKARD	3	Fuel cut-off solenoid	S818-020311	-
CN-106	KET	2	Fuel gauge	S824-025213	-
CN-117	KET	2	Water temperature gauge	S824-025213	-
CN-119	KET	6	Transmission temperature gauge	S824-025213	-
CN-122	PACKARD	2	Transmission forward solenoid	S818-020221	S818-120221
CN-123	PACKARD	2	Transmission reverse solenoid	S818-020221	S818-120221
CN-128	PACKARD	2	Transmission first solenoid	S818-020221	S818-120221
CN-129	PACKARD	2	Transmission second solenoid	S818-020221	S818-120221
CN-151	KET	5	Engine oil pressure gauge	S824-025213	-
• Relay					
CR-3	AMP	4	Light relay	S810-004202	-
CR-5	AMP	4	Start safety relay	S810-004202	-
CR-23	YAZAKI	2	Start relay	-	S814-102000
CR-24	CB104	1	Pre-heater relay	S822-014202	-
CR-40	AMP	4	Power relay	S810-004202	-
CR-50	AMP	6	Hour meter relay	S810-006202	-

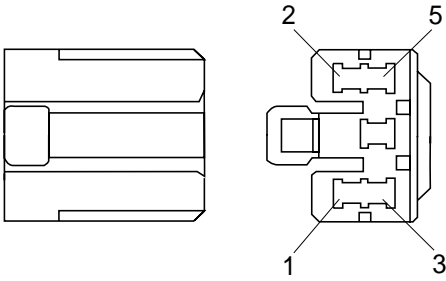
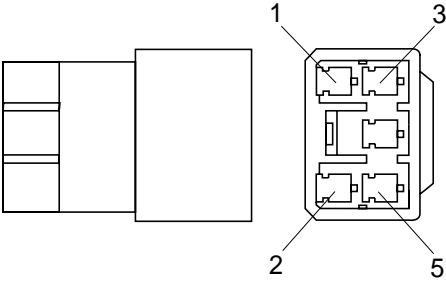
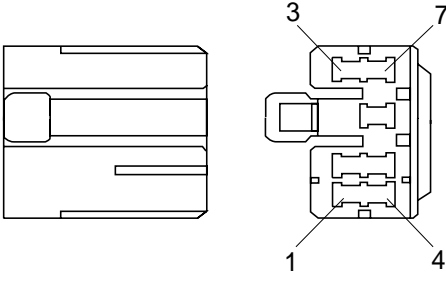
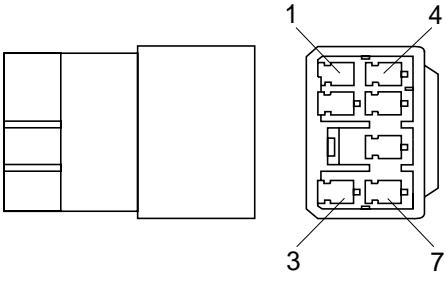
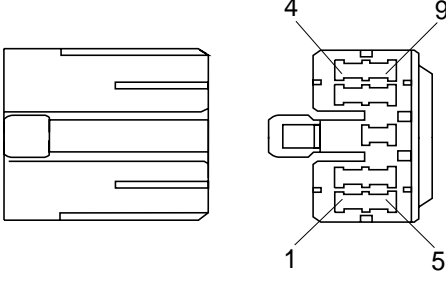
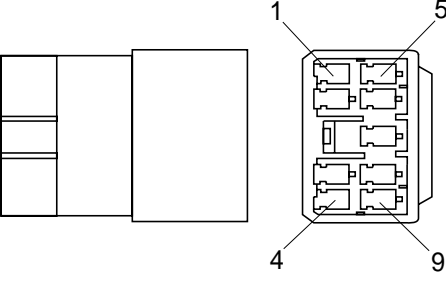
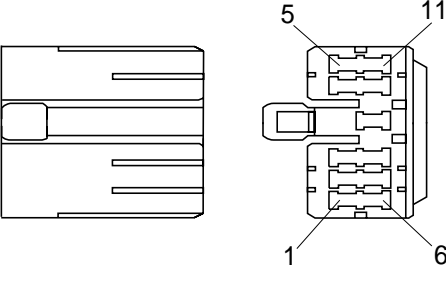
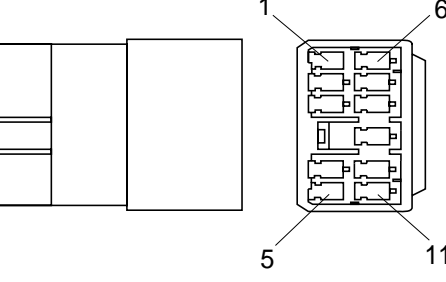
Connector number	Type	No. of pin	Destination	Connector part No.	
				Female	Male
• Switch					
CS-2	KET	6	Start switch	S814-006100	-
CS-5	RING-TERM	1	Horn switch	S820-105000	-
CS-17	SWF	10	Parking switch	SWF, 593757	-
CS-21	SWF	10	Light switch	SWF, 593757	-
CS-23	SWF	10	Beacon lamp switch	SWF, 593757	-
• Light					
CL-5, 6	YAZAKI	2	Front work lamp	S814-002000	S814-102000
CL-7	AMP	1	Beacon lamp	S822-014000	S822-114000
CL-22	YAZAKI	2	Rear work lamp	S814-002000	S814-102000
CL-44	RING-TERM	2	Parking brake warming lamp	S820-103000	-
CL-46	RING-TERM	1	Battery charging warming lamp	S820-103000	-
• Sensor, sendor					
CD-2	SWP	2	Fuel sender	S814-002001	-
CD-8	AMP	1	Water temp sender	S819-010122	-
CD-18	RING-TERM	2	Engine oil pressure switch	S820-105000	-
CD-29	RING-TERM	1	Transmission temperature sender	S820-104000	-
CD-32	YAZAKI	2	Back up pressure switch	7322-9327	-
CD-39	RING-TERM	2	Engine oil pressure sender	S820-105000	-
• Diode					
DO-1	-	2		21EA-50550	-

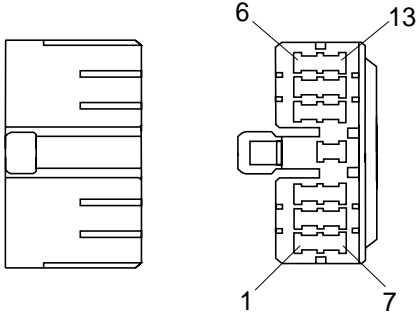
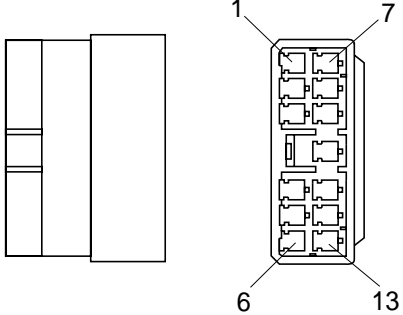
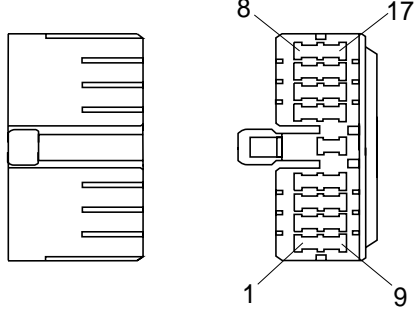
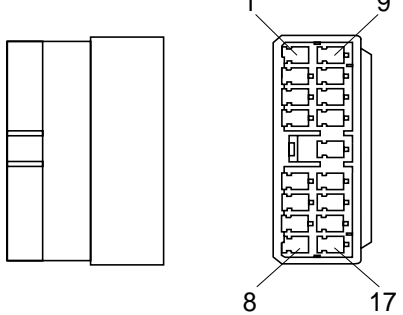
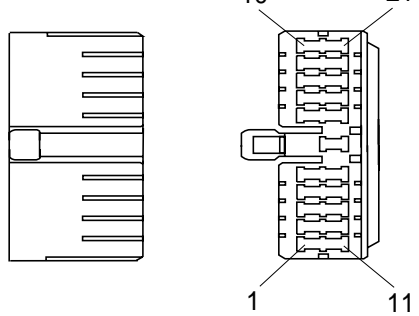
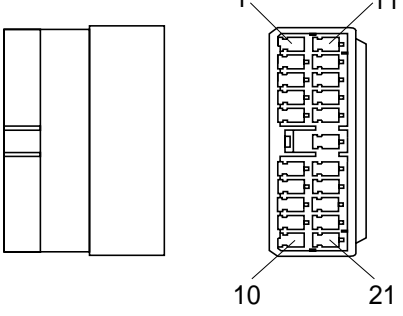
2. CONNECTION TABLE FOR CONNECTORS

1) 58-L TYPE CONNECTOR

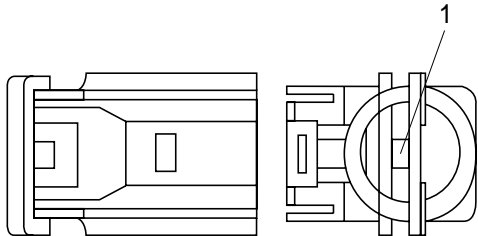
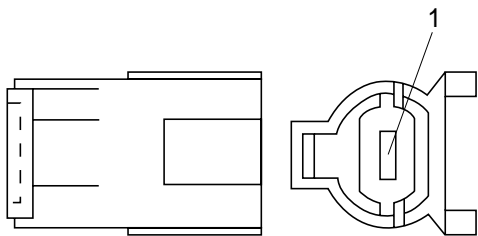
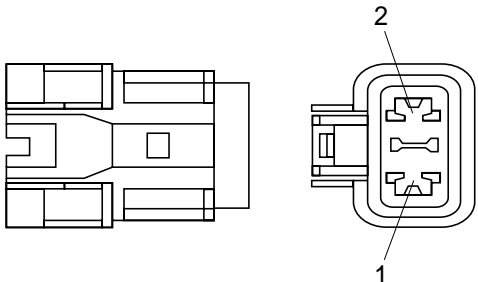
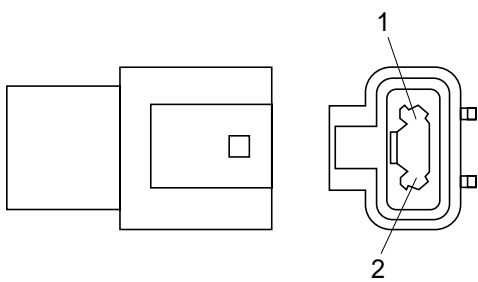
No. of pin	Receptacle connector(Female)	Plug connector(Male)
1	 S813-030100	 S813-130100
2	 S813-030200	 S813-130200

## 2) PA TYPE CONNECTOR

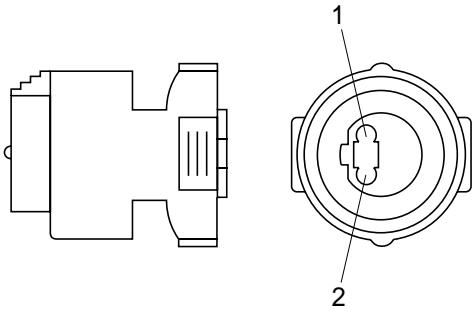
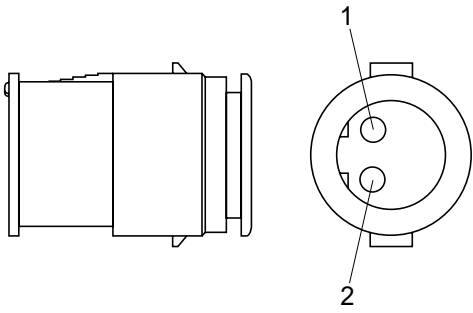
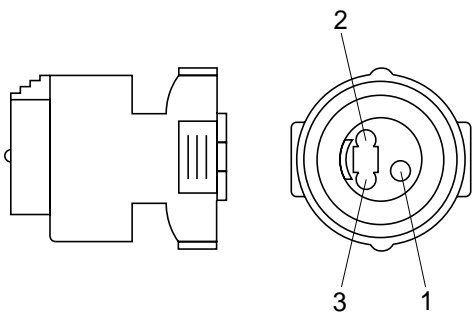
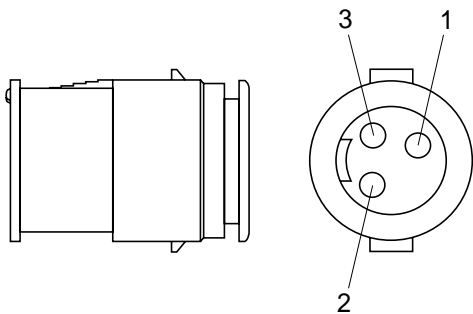
No. of pin	Receptacle connector(Female)	Plug connector(Male)
5	 <p data-bbox="687 678 836 707">S811-005002</p>	 <p data-bbox="1243 678 1391 707">S811-105002</p>
7	 <p data-bbox="687 1088 836 1117">S811-007002</p>	 <p data-bbox="1243 1088 1391 1117">S811-107002</p>
9	 <p data-bbox="687 1498 836 1527">S811-009002</p>	 <p data-bbox="1243 1498 1391 1527">S811-109002</p>
11	 <p data-bbox="687 1908 836 1937">S811-011002</p>	 <p data-bbox="1243 1908 1391 1937">S811-111002</p>

No. of pin	Receptacle connector(Female)	Plug connector(Male)
13	 <p data-bbox="687 633 839 663">S811-013002</p>	 <p data-bbox="1246 633 1398 663">S811-113002</p>
17	 <p data-bbox="687 1043 839 1072">S811-017002</p>	 <p data-bbox="1246 1043 1398 1072">S811-117002</p>
21	 <p data-bbox="687 1453 839 1482">S811-021002</p>	 <p data-bbox="1246 1453 1398 1482">S811-121002</p>

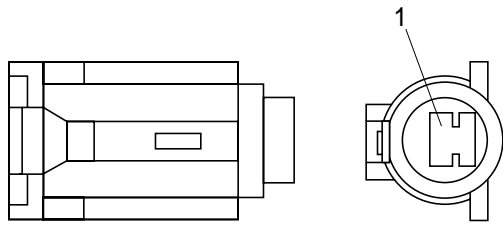
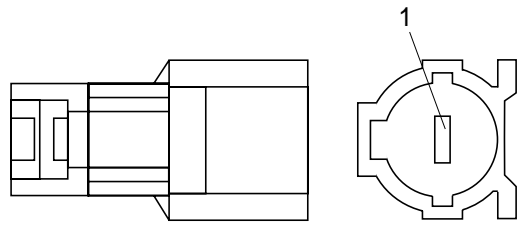
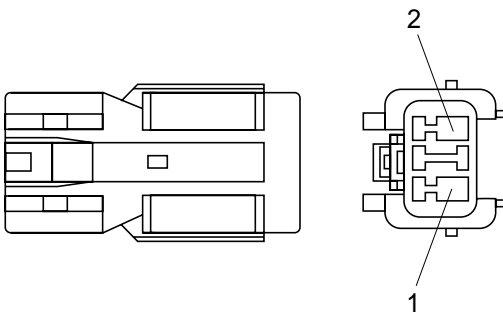
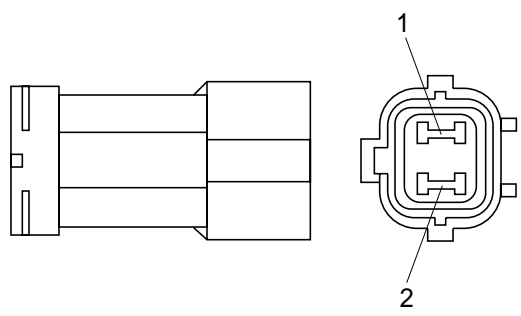
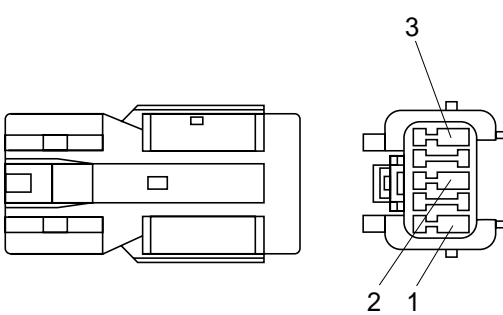
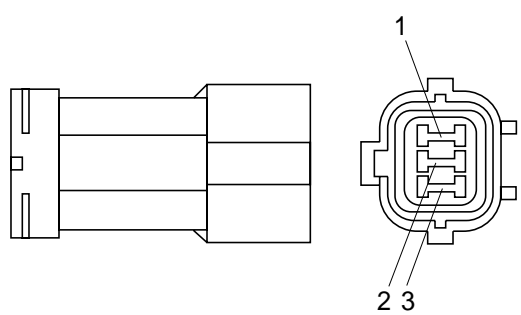
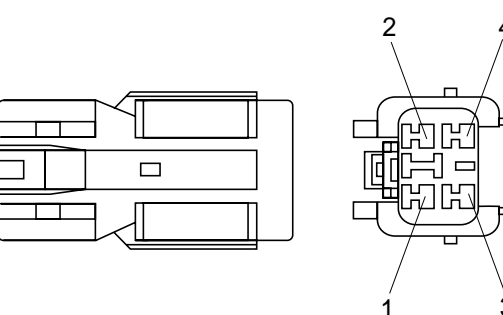
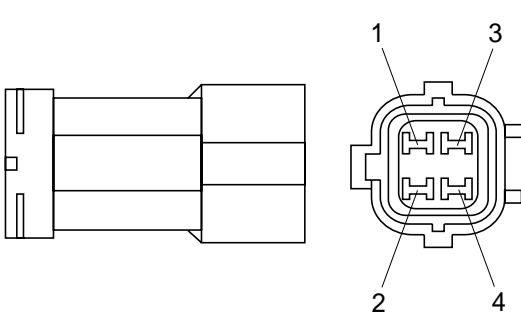
3) 58-X TYPE CONNECTOR

No. of pin	Receptacle connector(Female)	Plug connector(Male)
1	 S813-060100	 S813-160100
2	 S813-060200	 S813-160200

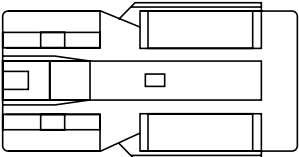
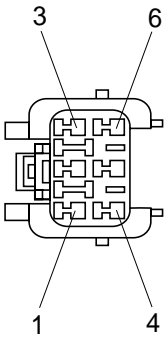
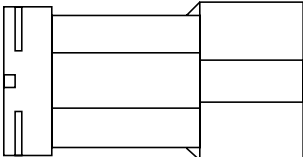
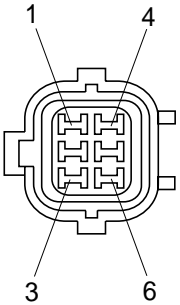
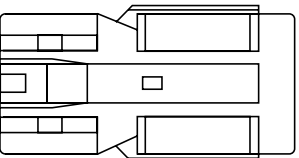
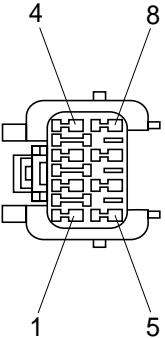
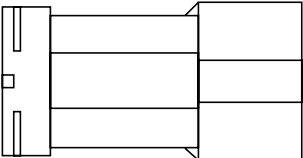
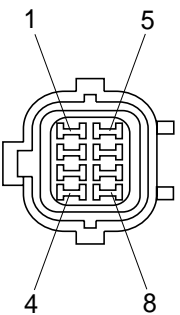
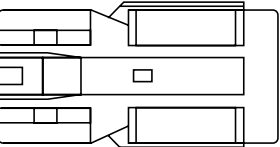
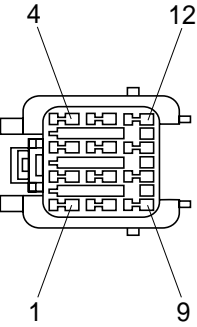
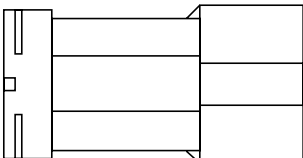
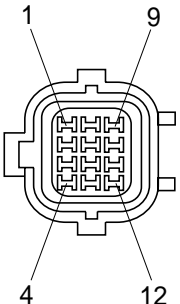
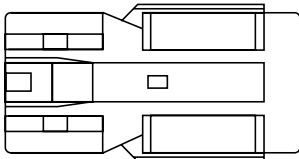
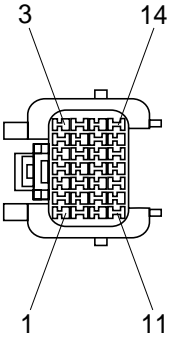
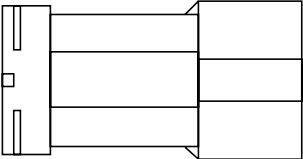
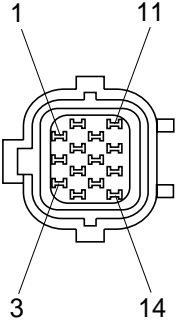
4) J TYPE CONNECTOR

No. of pin	Receptacle connector(Female)	Plug connector(Male)
2	 <p>S816-002001</p>	 <p>S816-102001</p>
3	 <p>S816-003001</p>	 <p>S816-103001</p>

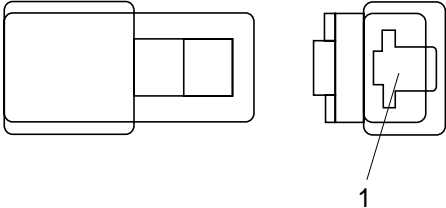
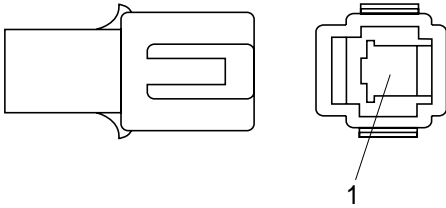
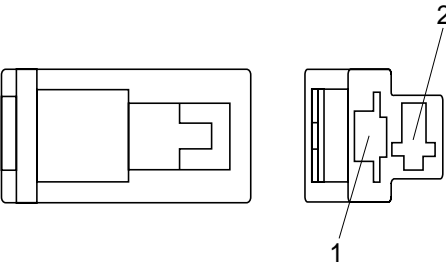
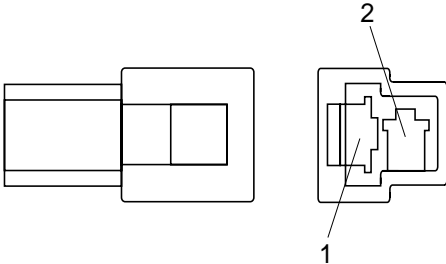
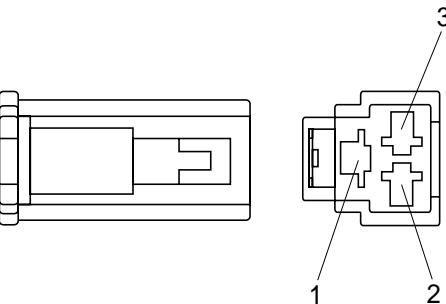
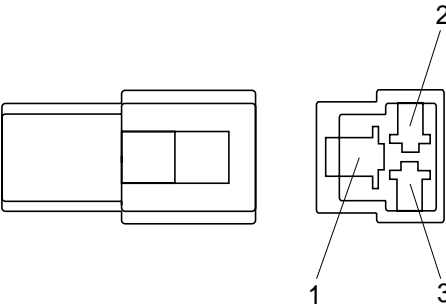
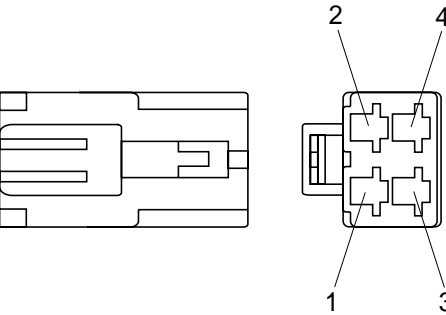
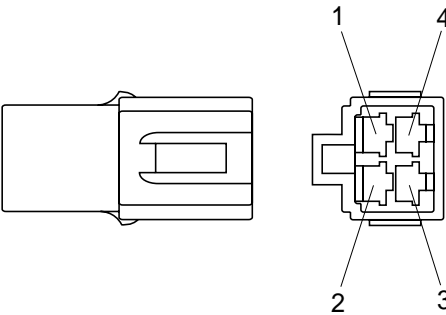
## 5) SWP TYPE CONNECTOR

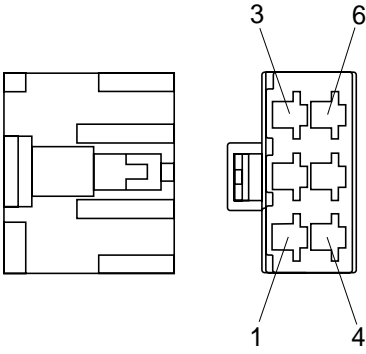
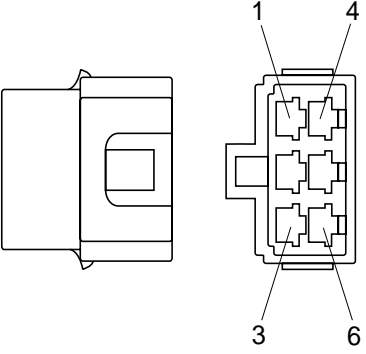
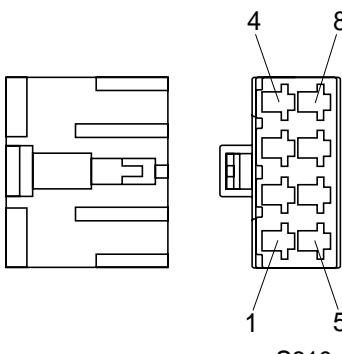
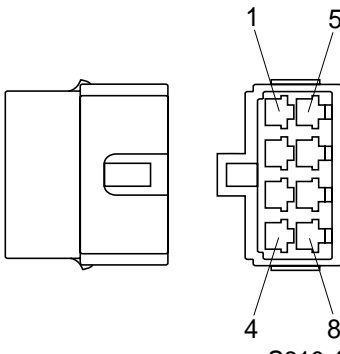
No. of pin	Receptacle connector(Female)	Plug connector(Male)
1	 <p>S814-001000</p>	 <p>S814-101000</p>
2	 <p>S814-002000</p>	 <p>S814-102000</p>
3	 <p>S814-003000</p>	 <p>S814-103000</p>
4	 <p>S814-004000</p>	 <p>S814-104000</p>



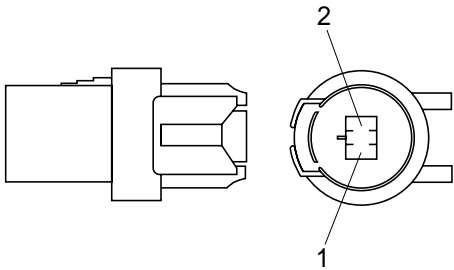
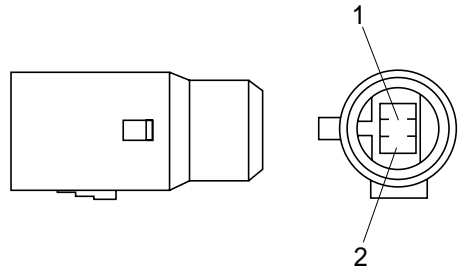
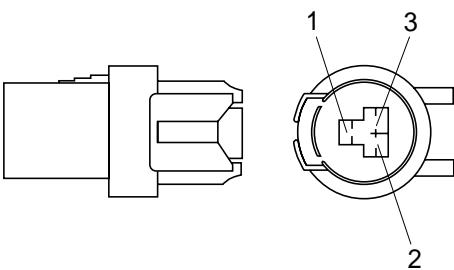
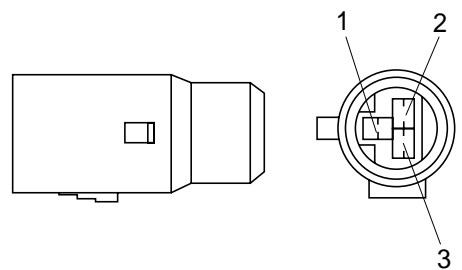
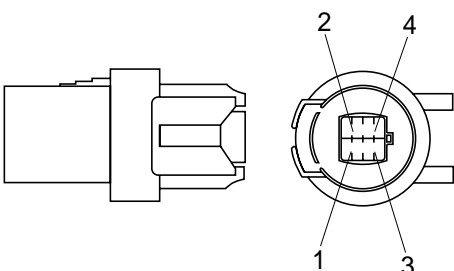
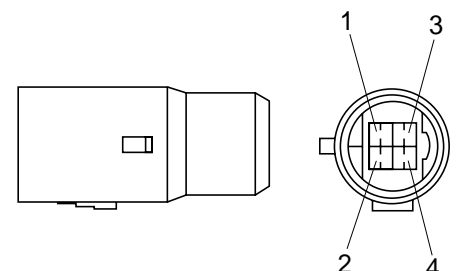
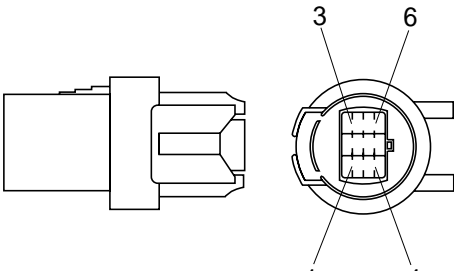
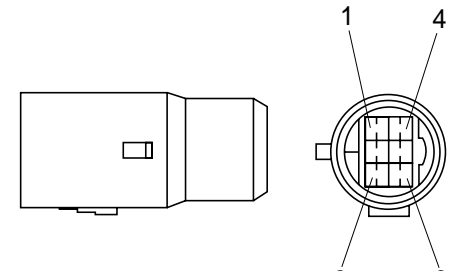
No. of pin	Receptacle connector(Female)	Plug connector(Male)
6	  <p>S814-006000</p>	  <p>S814-106000</p>
8	  <p>S814-008000</p>	  <p>S814-108000</p>
12	  <p>S814-012000</p>	  <p>S814-112000</p>
14	  <p>S814-014000</p>	  <p>S814-114000</p>

## 6) CN TYPE CONNECTOR

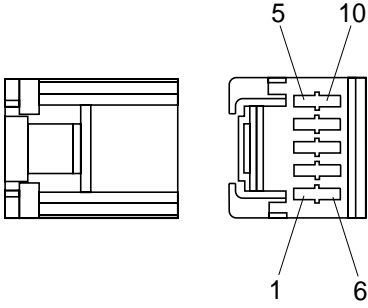
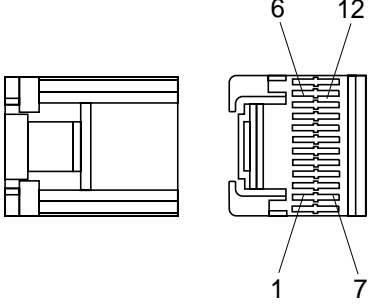
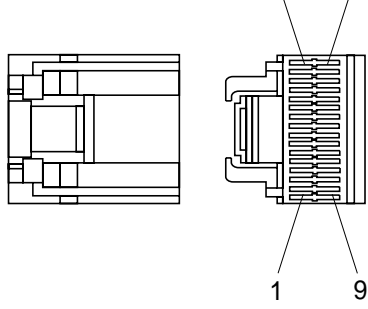
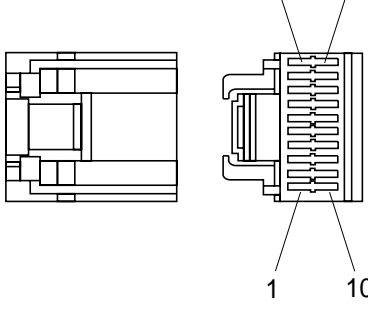
No. of pin	Receptacle connector(Female)	Plug connector(Male)
1	 <p>S810-001202</p>	 <p>S810-101202</p>
2	 <p>S810-002202</p>	 <p>S810-102202</p>
3	 <p>S810-003202</p>	 <p>S810-103202</p>
4	 <p>S810-004202</p>	 <p>S810-104202</p>

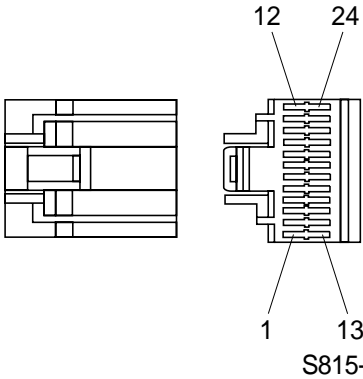
No. of pin	Receptacle connector(Female)	Plug connector(Male)
6	 <p>S810-006202</p>	 <p>S810-106202</p>
8	 <p>S810-008202</p>	 <p>S810-108202</p>

## 7) BS TYPE CONNECTOR

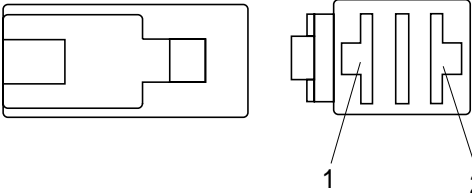
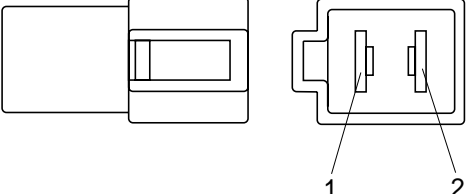
No. of pin	Receptacle connector(Female)	Plug connector(Male)
2	 <p>S812-002001</p>	 <p>S812-102001</p>
3	 <p>S812-003001</p>	 <p>S812-103001</p>
4	 <p>S812-004001</p>	 <p>S812-104001</p>
6	 <p>S812-006001</p>	 <p>S812-106001</p>

## 8) LC TYPE CONNECTOR

No. of pin	Receptacle connector(Female)	Plug connector(Male)
10	 <p data-bbox="691 678 837 707">S815-010000</p>	
12	 <p data-bbox="691 1088 837 1117">S815-012000</p>	
16	 <p data-bbox="691 1498 837 1527">S815-016000</p>	
18	 <p data-bbox="691 1908 837 1937">S815-018000</p>	

No. of pin	Receptacle connector(Female)	Plug connector(Male)
24	 <p>S815-024000</p>	

9) 375 FASTEN TYPE CONNECTOR

No. of pin	Receptacle connector(Female)	Plug connector(Male)
2	<div><p>S810-002402</p></div>	<div><p>S810-102402</p></div>