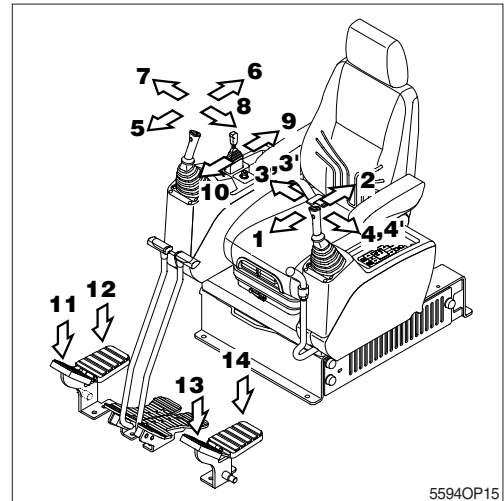


4. OPERATION OF WORKING DEVICE

※ **Confirm the operation of control lever and working device.**

- 1) Left control lever controls arm and swing.
- 2) Right control lever controls boom and bucket.
- 3) When you release the control lever, control lever returns to neutral position automatically.

※ **When operating swing, consider the swing distance by inertia.**

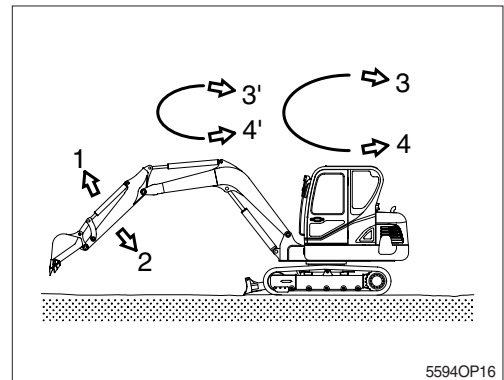


5594OP15

※ **Left control lever**

- 1 Arm roll-out
- 2 Arm roll-in
- 3 Swing right
- 3' Boom right (boom offset switch selected)
- 4 Swing left
- 4' Boom left (boom offset switch selected)

※ **Refer to page 3-13 for boom offset switch.**



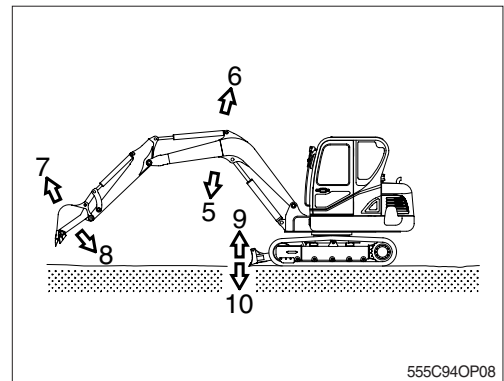
5594OP16

※ **Right control lever**

- 5 Boom lower
- 6 Boom raise
- 7 Bucket roll-out
- 8 Bucket roll-in

※ **Dozer control lever**

- 9 Dozer blade up
- 10 Dozer blade down

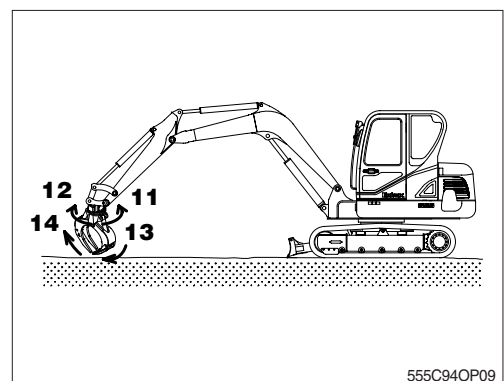


555C94OP08

※ **Woodgrab control pedals or switches (option)**

- 11 Woodgrab rotates counter clockwise
- 12 Woodgrab rotates clockwise
- 13 Woodgrab close
- 14 Woodgrab open

※ **Refer to page 3-14 and 3-17 for the pedals and switches.**



555C94OP09