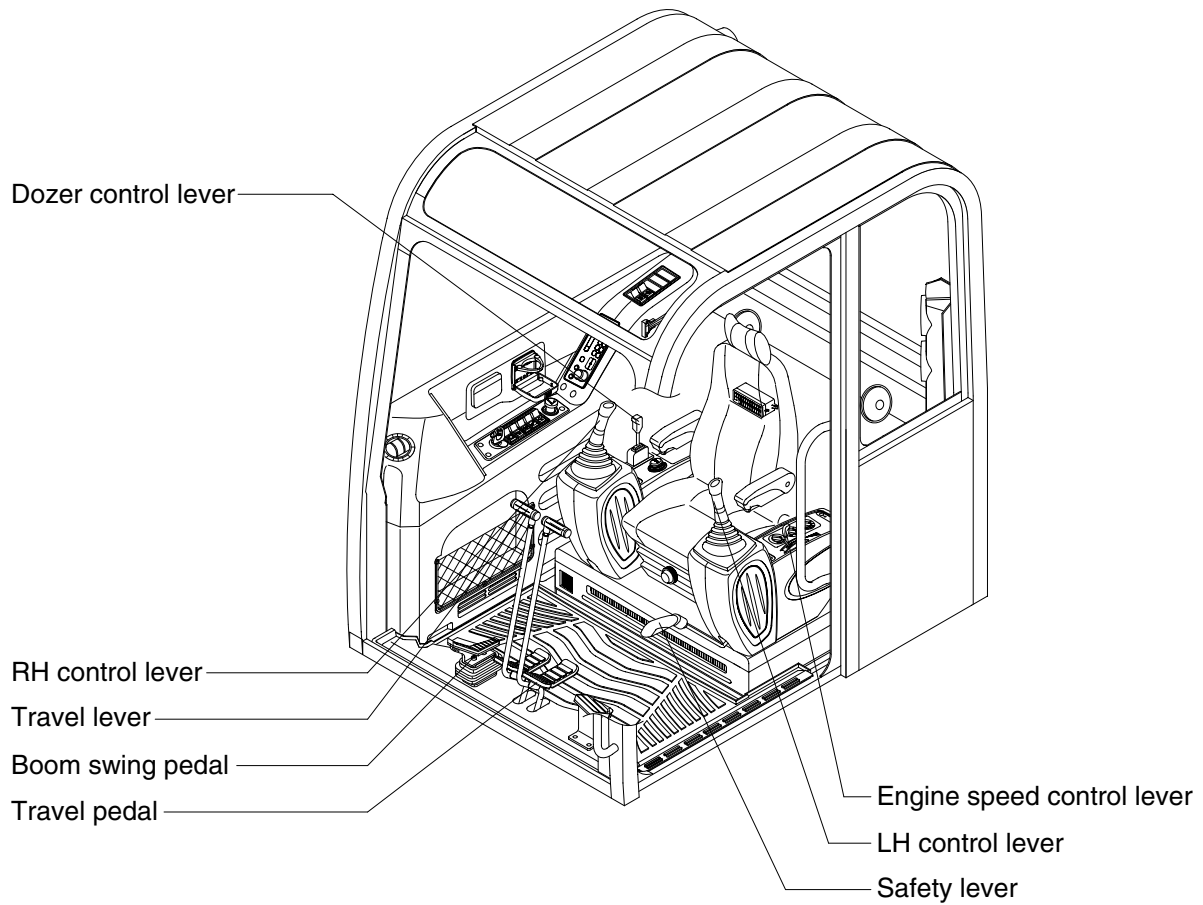
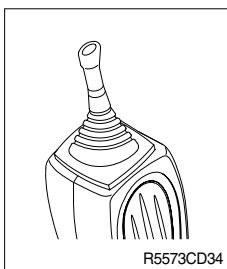


4. LEVERS AND PEDALS



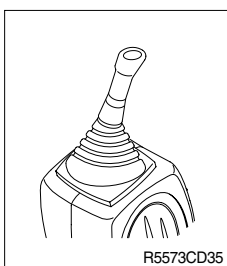
R5573CD33A

1) LH CONTROL LEVER



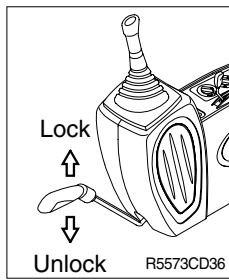
- (1) This joystick is used to control the swing and the arm.
- (2) Refer to **operation of working device** in chapter 4 for details.

2) RH CONTROL LEVER



- (1) This joystick is used to control the boom and the bucket.
- (2) Refer to **operation of working device** in chapter 4 for details.

3) SAFETY LEVER



(1) LH, RH control levers and dozer control lever are disabled from operation by locating the lever to lock position as shown.

※ **Be sure to raise the lever to LOCK position when leaving from operator's seat.**

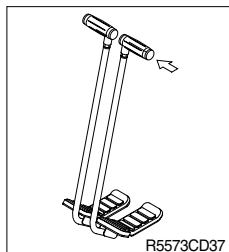
(2) By pushing lever to UNLOCK position, machine is operational.

※ **Do not use the safety lever for handle when getting on or off the machine.**

▲ **Up to serial No. #1735**

The machine is able to travel even when the safety lever is in the LOCK position.

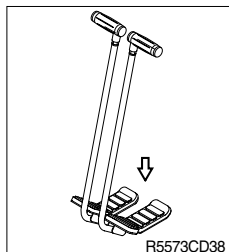
4) TRAVEL LEVER



(1) This lever is mounted on travel pedal and used for traveling by hand. The operation principle is same as the travel pedal.

(2) Refer to **traveling of the machine** in chapter 4 for details.

5) TRAVEL PEDAL



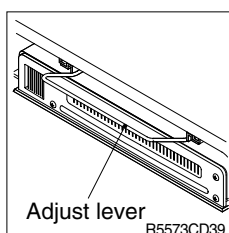
(1) This pedal is used to move the machine forward or backward.

(2) If left side pedal is pressed, left track will move.

If right side pedal is pressed, right track will move.

(3) Refer to **traveling of machine** in chapter 4 for details.

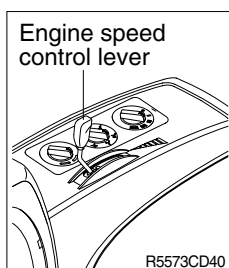
6) SEAT AND CONSOLE BOX ADJUST LEVER



(1) This lever is used to move the seat and console box to fit the contours of the operator's body.

(2) Pull the lever to adjust forward or backward over 90mm(3.5").

7) ENGINE SPEED CONTROL LEVER

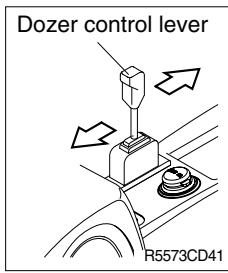


(1) This lever is used to increase or decrease the rotation speed of engine.

(2) Move the lever backward to increase engine RPM. Move the lever forward to decrease engine RPM.

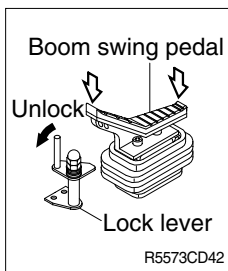
(3) When stopping the engine, move the engine speed control lever forward completely and turn key OFF.

8) DOZER CONTROL LEVER



- (1) This lever is used to operate the dozer blade.
- (2) If the lever is pushed forward, the dozer blade will be going down.
If the lever is pulled back, the dozer blade will be going up.

9) BOOM SWING PEDAL



- (1) This pedal is used to swing the boom to the right and left direction.
 - (2) Move the lock lever to unlock position by foot.
 - (3) The pedal is pressed to front side, boom will move to the left direction.
The pedal is pressed to rear side, boom will move to the right direction.
- ※ **Move the lock lever to LOCK position When leaving from operator's seat.**