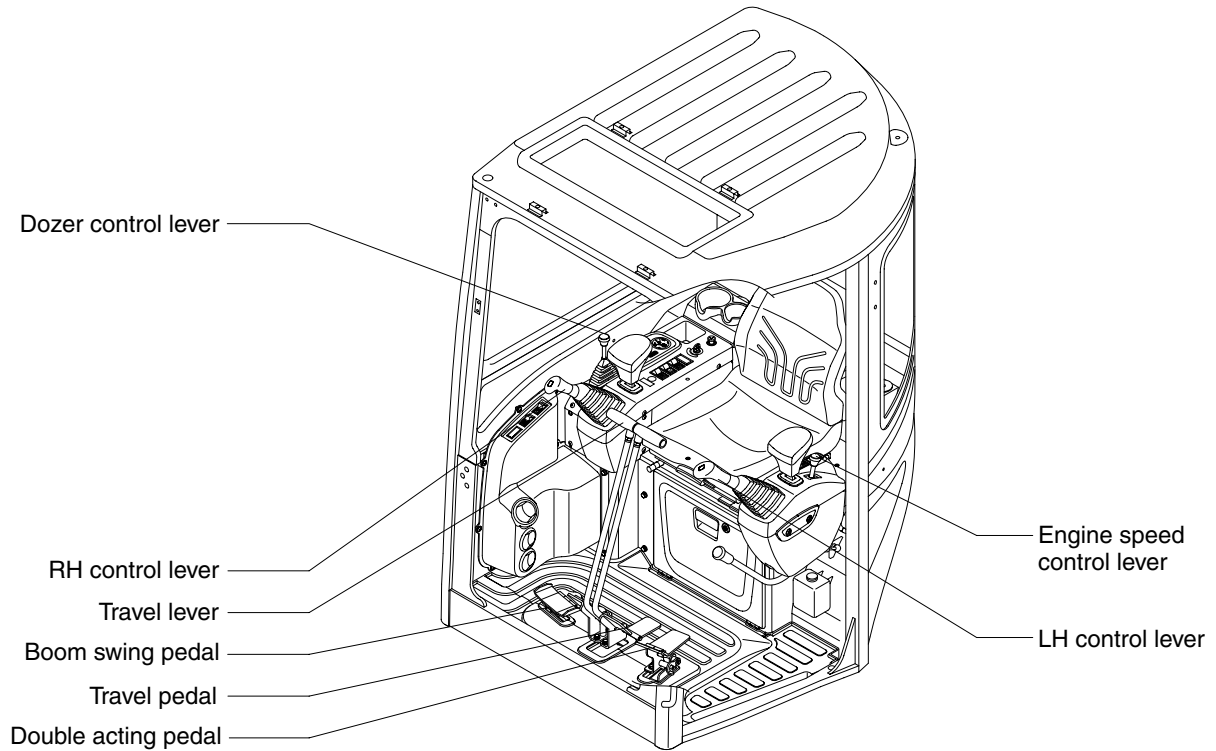
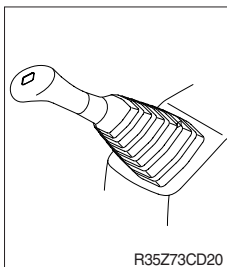


4. LEVERS AND PEDALS



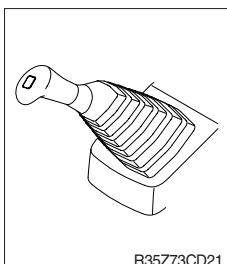
R35Z73CD12

1) LH CONTROL LEVER



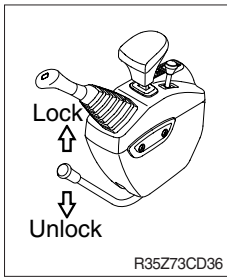
- (1) This joystick is used to control the swing and the arm.
- (2) Refer to operation of working device in chapter 4 for details.

2) RH CONTROL LEVER



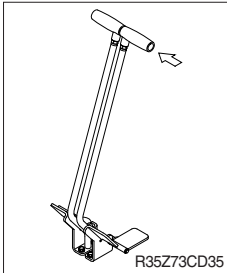
- (1) This joystick is used to control the boom and the bucket.
- (2) Refer to operation of working device in chapter 4 for details.

3) SAFETY LEVER



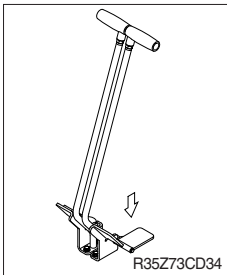
- (1) All control levers are disabled from operation by locating the lever to lock position as shown.
 - ※ **Be sure to raise the lever to LOCK position when leaving from operator's seat.**
- (2) By pushing lever to UNLOCK position, machine is operational.
 - ※ **Do not use the safety lever for handle when getting on or off the machine.**

4) TRAVEL LEVER



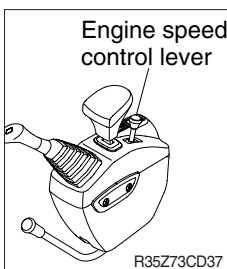
- (1) This lever is mounted on travel pedal and used for traveling by hand. The operation principle is same as the travel pedal.
- (2) Refer to traveling of the machine in chapter 4 for details.

5) TRAVEL PEDAL



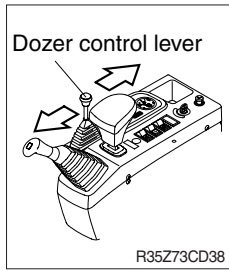
- (1) This pedal is used to move the machine forward or backward.
- (2) If left side pedal is pressed, left track will move.
If right side pedal is pressed, right track will move.
- (3) Refer to traveling of machine in chapter 4 for details.

6) ENGINE SPEED CONTROL LEVER



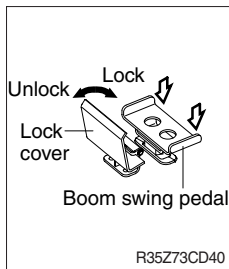
- (1) This lever is used to increase or decrease the rotation speed of engine.
- (2) Move the lever backward to increase engine RPM. Move the lever forward to decrease engine RPM.
- (3) When stopping the engine, move the engine speed control lever forward completely and turn key OFF.

7) DOZER CONTROL LEVER



- (1) This lever is used to operate the dozer blade.
- (2) If the lever is pushed forward, the dozer blade will be going down.
If the lever is pulled back, the dozer blade will be going up.

8) BOOM SWING PEDAL



- (1) This pedal is used to swing the boom to the right and left direction.
- (2) Move the lock cover to unlock position by foot.
- (3) The pedal is pressed to left side, boom will swing to the left direction.
The pedal is pressed to right side, boom will swing to the right direction.