











## 5. LIFTING CAPACITIES

### 1) ROBEX 200W-7A

(1) 5.65m (18' 6") boom, 2.0m (6' 7") arm, 0.80m<sup>3</sup> SAE heaped bucket and outrigger down with 3400kg counterweight.

-  : Rating over-front
-  : Rating over-side or 360 degree

Load point height		Load radius								At max. reach		
		3.0m (10ft)		4.5m (15ft)		6.0m (20ft)		7.5m (25ft)		Capacity		Reach m (ft)
												
7.5m (25ft)	kg lb									*3810 *8400	*3810 *8400	6.85 (22.5)
6.0m (20ft)	kg lb					*4230 *9330	*4230 *9330			*3890 *8580	*3890 *8580	7.89 (25.9)
4.5m (15ft)	kg lb	*8260 *18210	*8260 *18210	*5650 *12460	*5650 *12460	*4710 *10380	*4710 *10380			*4020 *8860	3370 7430	8.48 (27.8)
3.0m (10ft)	kg lb			*7340 *16180	*7340 *16180	*5450 *12020	*5450 *12020	*4650 *10250	4020 8860	*4190 *9240	3150 6940	8.73 (28.6)
1.5m (5ft)	kg lb			*8700 *19180	*8700 *19180	*6180 *13620	5580 12300	*4980 *10980	3920 8640	*4370 *9630	3140 6920	8.67 (28.4)
Ground Line	kg lb			*9260 *20410	8680 19140	*6620 *14590	5440 11990			*4570 *10080	3350 7390	8.30 (27.2)
-1.5m (-5ft)	kg lb	*13240 *29190	*13240 *29190	*9110 *20080	8680 19140	*6630 *14620	5420 11950			*4710 *10380	3920 8640	7.57 (24.8)
-3.0m (-10ft)	kg lb	*11640 *25660	*11640 *25660	*8210 *18100	*8210 *18100					*4620 *10190	*4620 *10190	6.30 (20.7)

- Note
1. Lifting capacity are based on SAE J1097 and ISO 10567.
  2. Lifting capacity of the ROBEX series does not exceed 75% of tipping load with the machine on firm, level ground or 87% of full hydraulic capacity.
  3. The load point is a hook located on the back of the bucket.
  4. \*indicates load limited by hydraulic capacity.











(2) 5.65m (18' 6") boom, 2.0m (6' 7") arm, 0.80m<sup>3</sup> SAE heaped bucket and 4 outrigger up with 3400kg counterweight.

Load point height		Load radius								At max. reach		
		3.0m (10ft)		4.5m (15ft)		6.0m (20ft)		7.5m (25ft)		Capacity		Reach
												m (ft)
7.5m (25ft)	kg lb									*3810 *8400	2550 5620	6.85 (22.5)
6.0m (20ft)	kg lb					*4230 *9330	3130 6900			3690 8140	1870 4120	7.89 (25.9)
4.5m (15ft)	kg lb	*8260 *18210	*8260 *18210	*5650 *12460	4760 10490	*4710 *10380	2970 6550			3190 7030	1550 3420	8.48 (27.8)
3.0m (10ft)	kg lb			*7340 *16180	4240 9350	*5450 *12020	2740 6040	3790 8360	1860 4100	2970 6550	1400 3090	8.73 (28.6)
1.5m (5ft)	kg lb			8200 18080	3860 8510	5230 11530	2540 5600	3690 8140	1760 3880	2960 6530	1380 3040	8.67 (28.4)
Ground Line	kg lb			8010 17660	3710 8180	5090 11220	2420 5340			3160 6970	1490 3280	8.30 (27.2)
-1.5m (-5ft)	kg lb	*13240 *29190	7100 15650	8010 17660	3700 8160	5070 11180	2400 5290			3690 8140	1780 3920	7.57 (24.8)
-3.0m (-10ft)	kg lb	*11640 *25660	7310 16120	8150 17970	3820 8420					*4620 *10190	2520 5560	6.30 (20.7)













(3) 5.65m (18' 6") boom, 2.0m (6' 7") arm, 0.80m<sup>3</sup> SAE heaped bucket, front outrigger and rear dozer blade down with 3400kg counterweight.

Load point height		Load radius								At max. reach		
		3.0m (10ft)		4.5m (15ft)		6.0m (20ft)		7.5m (25ft)		Capacity		Reach
												m (ft)
7.5m (25ft)	kg lb									*3830 *8440	*3830 *8440	6.85 (22.5)
6.0m (20ft)	kg lb					*4260 *9390	*4260 *9390			*3910 *8620	3230 7120	7.89 (25.9)
4.5m (15ft)	kg lb	*8320 *18340	*8320 *18340	*5680 *12520	*5680 *12520	*4730 *10430	*4730 *10430			*4030 *8880	2770 6110	8.48 (27.8)
3.0m (10ft)	kg lb			*7370 *16250	*7370 *16250	*5480 *12080	4760 10490	*4670 *10300	3300 7280	*4190 *9240	2570 5670	8.73 (28.6)
1.5m (5ft)	kg lb			*8720 *19220	7060 15560	*6190 *13650	4540 10010	*4990 *11000	3200 7050	*4380 *9660	2550 5620	8.67 (28.4)
Ground Line	kg lb			*9260 *20410	6880 15170	*6630 *14620	4400 9700			*4560 *10050	2730 6020	8.30 (27.2)
-1.5m (-5ft)	kg lb	*13190 *29080	*13190 *29080	*9100 *20060	6880 15170	*6620 *14590	4380 9660			*4700 *10360	3200 7050	7.57 (24.8)
-3.0m (-10ft)	kg lb	*11570 *25510	*11570 *25510	*8170 *18010	7020 15480					*4580 *10100	4390 9680	6.30 (20.7)













(4) 5.65m (18' 6") boom, 2.0m (6' 7") arm, 0.80m<sup>3</sup> SAE heaped bucket, front outrigger and rear dozer blade up with 3400kg counterweight.

Load point height		Load radius								At max. reach		
		3.0m (10ft)		4.5m (15ft)		6.0m (20ft)		7.5m (25ft)		Capacity		Reach
												m (ft)
7.5m (25ft)	kg lb									*3830 *8440	2550 5620	6.85 (22.5)
6.0m (20ft)	kg lb					*4260 *9390	3130 6900			3690 8140	1870 4120	7.89 (25.9)
4.5m (15ft)	kg lb	*8320 *18340	*8320 *18340	*5680 *12520	4760 10490	*4730 *10430	2970 6550			3190 7030	1550 3420	8.48 (27.8)
3.0m (10ft)	kg lb			*7370 *16250	4240 9350	5460 12040	2740 6040	3790 8360	1860 4100	2970 6550	1400 3090	8.73 (28.6)
1.5m (5ft)	kg lb			8190 18060	3860 8510	5230 11530	2540 5600	3690 8140	1760 3880	2960 6530	1380 3040	8.67 (28.4)
Ground Line	kg lb			8010 17660	3700 8160	5090 11220	2420 5340			3160 6970	1490 3280	8.30 (27.2)
-1.5m (-5ft)	kg lb	*13190 *29080	7100 15650	8010 17660	3700 8160	5070 11180	2400 5290			3690 8140	1780 3920	7.57 (24.8)
-3.0m (-10ft)	kg lb	*11570 *25510	7310 16120	8150 17970	3820 8420					*4580 *10100	2520 5560	6.30 (20.7)













(5) 5.65m (18' 6") boom, 2.4m (7'10") arm, 0.80m<sup>3</sup> SAE heaped bucket and 4 outrigger down with 3400kg counterweight.

Load point height		Load radius										At max. reach		
		1.5m (5ft)		3.0m (10ft)		4.5m (15ft)		6.0m (20ft)		7.5m (25ft)		Capacity		Reach
														m (ft)
7.5m (25ft)	kg lb											*3520 *7760	*3520 *7760	7.34 (24.1)
6.0m (20ft)	kg lb							*3830 *8440	*3830 *8440			*3610 *7960	3570 7870	8.31 (27.3)
4.5m (15ft)	kg lb					*5090 *11220	*5090 *11220	*4350 *9590	*4350 *9590	*4050 *8930	*4050 *8930	*3740 *8250	3110 6860	8.87 (29.1)
3.0m (10ft)	kg lb					*6790 *14970	*6790 *14970	*5130 *11310	*5130 *11310	*4390 *9680	4020 8860	*3900 *8600	2910 6420	9.10 (29.9)
1.5m (5ft)	kg lb					*8290 *18280	*8290 *18280	*5920 *13050	5580 12300	*4790 *10560	3900 8600	*4090 *9020	2900 6390	9.05 (29.7)
Ground Line	kg lb			*9300 *20500	*9300 *20500	*9080 *20020	8630 19030	*6460 *14240	5410 11930	*5070 *11180	3810 8400	*4290 *9460	3070 6770	8.70 (28.5)
-1.5m (-5ft)	kg lb	*10060 *22180	*10060 *22180	*13750 *30310	*13750 *30310	*9140 *20150	8580 18920	*6610 *14570	5350 11790			*4460 *9830	3530 7780	8.00 (26.2)
-3.0m (-10ft)	kg lb	*14300 *31530	*14300 *31530	*12340 *27210	*12340 *27210	*8490 *18720	*8490 *18720	*6120 *13490	5420 11950			*4500 *9920	*4500 *9920	6.84 (22.4)
-4.5m (-15ft)	kg lb			*9540 *21030	*9540 *21030	*6550 *14440	*6550 *14440							













(6) 5.65m (18' 6") boom, 2.4m (7'10") arm, 0.80m<sup>3</sup> SAE heaped bucket and 4 outrigger up with 3400kg counterweight.

Load point height		Load radius										At max. reach		
		1.5m (5ft)		3.0m (10ft)		4.5m (15ft)		6.0m (20ft)		7.5m (25ft)		Capacity		Reach
														m (ft)
7.5m (25ft)	kg lb											*3520 *7760	2230 4920	7.34 (24.1)
6.0m (20ft)	kg lb							*3830 *8440	3170 6990			3370 7430	1680 3700	8.31 (27.3)
4.5m (15ft)	kg lb					*5090 *11220	4860 10710	*4350 *9590	3000 6610	3910 8620	1950 4300	2940 6480	1400 3090	8.87 (29.1)
3.0m (10ft)	kg lb					*6790 *14970	4310 9500	*5130 *11310	2760 6080	3790 8360	1850 4080	2750 6060	1270 2800	9.10 (29.9)
1.5m (5ft)	kg lb					8220 18120	3870 8530	5220 11510	2530 5580	3670 8090	1740 3840	2730 6020	1240 2730	9.05 (29.7)
Ground Line	kg lb			*9300 *20500	6840 15080	7970 17570	3660 8070	5060 11160	2380 5250	3580 7890	1660 3660	2900 6390	1320 2910	8.70 (28.5)
-1.5m (-5ft)	kg lb	*10060 *22180	*10060 *22180	*13750 *30310	6910 15230	7920 17460	3620 7980	5000 11020	2330 5140			3330 7340	1570 3460	8.00 (26.2)
-3.0m (-10ft)	kg lb	*14300 *31530	*14300 *31530	*12340 *27210	7100 15650	8020 17680	3700 8160	5070 11180	2400 5290			4360 9610	2140 4720	6.84 (22.4)
-4.5m (-15ft)	kg lb			*9450 *21030	7490 16510	*6550 *14440	3960 8730							













(7) 5.65m (18' 6") boom, 2.4m (7'10") arm, 0.80m<sup>3</sup> SAE heaped bucket, front outrigger and rear dozer blade down with 3400kg counterweight.

Load point height		Load radius										At max. reach		
		1.5m (5ft)		3.0m (10ft)		4.5m (15ft)		6.0m (20ft)		7.5m (25ft)		Capacity		Reach
														m (ft)
7.5m (25ft)	kg lb											*3520 *7760	*3520 *7760	7.34 (24.1)
6.0m (20ft)	kg lb							*3830 *8440	*3830 *8440			*3610 *7960	2940 6480	8.31 (27.3)
4.5m (15ft)	kg lb					*5090 *11220	*5090 *11220	*4350 *9590	*4350 *9590	*4050 *8930	3410 7520	*3740 *8250	2550 5620	8.87 (29.1)
3.0m (10ft)	kg lb					*6790 *14970	*6790 *14970	*5130 *11310	4780 10540	*4390 *9680	3290 7250	*3900 *8600	2370 5220	9.10 (29.9)
1.5m (5ft)	kg lb					*8290 *18280	7080 15610	*5920 *13050	4530 9990	*4790 *10560	3170 6990	*4090 *9020	2350 5180	9.05 (29.7)
Ground Line	kg lb			*9300 *20500	*9300 *20500	*9080 *20020	6830 15060	*6460 *14240	4370 9630	*5070 *11180	3090 6810	*4290 *9460	2490 5490	8.70 (28.5)
-1.5m (-5ft)	kg lb	*10060 *22180	*10060 *22180	*13750 *30310	*13750 *30310	*9140 *20150	6790 14970	*6610 *14570	4310 9500			*4460 *9830	2880 6350	8.00 (26.2)
-3.0m (-10ft)	kg lb	*14300 *31530	*14300 *31530	*12340 *27210	*12340 *27210	*8490 *18720	6890 15190	*6120 *13490	4380 9660			*4500 *9920	3790 8360	6.84 (22.4)
-4.5m (-15ft)	kg lb			*9540 *21030	*9450 *21030	*6550 *14440	*6550 *14440							













(8) 5.65m (18' 6") boom, 2.4m (7'10") arm, 0.80m<sup>3</sup> SAE heaped bucket, front outrigger and rear dozer blade up with 3400kg counterweight.

Load point height		Load radius										At max. reach		
		1.5m (5ft)		3.0m (10ft)		4.5m (15ft)		6.0m (20ft)		7.5m (25ft)		Capacity		Reach
														m (ft)
7.5m (25ft)	kg lb											*3520 *7760	2230 4920	7.34 (24.1)
6.0m (20ft)	kg lb							*3830 *8440	3170 6990			3370 7430	1680 3700	8.31 (27.3)
4.5m (15ft)	kg lb					*5090 *11220	4860 10710	*4350 *9590	3000 6610	3910 8620	1950 4300	2940 6480	1400 3090	8.87 (29.1)
3.0m (10ft)	kg lb					*6790 *14970	4310 9500	*5130 *11310	2760 6080	3790 8360	1850 4080	2750 6060	1270 2800	9.10 (29.9)
1.5m (5ft)	kg lb					8220 18120	3870 8530	5220 11510	2530 5580	3670 8090	1740 3840	2730 6020	1240 2730	9.05 (29.7)
Ground Line	kg lb			*9300 *20500	6840 15080	7970 17570	3660 8070	5060 11160	2380 5250	3580 7890	1660 3660	2900 6390	1320 2910	8.70 (28.5)
-1.5m (-5ft)	kg lb	*10060 *22180	*10060 *22180	*13750 *30310	6910 15230	7920 17460	3620 7980	5000 11020	2330 5140			3330 7340	1570 3460	8.00 (26.2)
-3.0m (-10ft)	kg lb	*14300 *31530	*14300 *31530	*12340 *27210	7100 15650	8020 17680	3700 8160	5070 11180	2400 5290			4360 9610	2140 4720	6.84 (22.4)
-4.5m (-15ft)	kg lb			*9540 *21030	7490 16510	*6550 *14440	3960 8730							













(9) 5.65m (18' 6") boom, 2.9m (9' 6") arm, 0.80m<sup>3</sup> SAE heaped bucket and 4 outrigger down with 3400kg counterweight.

Load point height		Load radius										At max. reach		
		1.5m (5ft)		3.0m (10ft)		4.5m (15ft)		6.0m (20ft)		7.5m (25ft)		Capacity		Reach
														m (ft)
9.0m (30ft)	kg lb											*3120 *6880	*3120 *6880	6.47 (21.2)
7.5m (25ft)	kg lb											*3180 *7010	*3180 *7010	7.92 (26.0)
6.0m (20ft)	kg lb							*3370 *7430	*3370 *7430	*2400 *5290	*2400 *5290	*3290 *7250	3240 7140	8.81 (28.9)
4.5m (15ft)	kg lb							*3920 *8640	*3920 *8640	*3690 *8140	*3690 *8140	*3430 *7560	2850 6280	9.34 (30.6)
3.0m (10ft)	kg lb			*10160 *22400	*10160 *22400	*6150 *13560	*6150 *13560	*4750 *10470	*4750 *10470	*4090 *9020	4050 8930	*3600 *7940	2680 5910	9.56 (31.4)
1.5m (5ft)	kg lb			*8440 *18610	*8440 *18610	*7810 *17220	*7810 *17220	*5610 *12370	5610 12370	*4550 *10030	3900 8600	*3790 *8360	2650 5840	9.51 (31.2)
Ground Line	kg lb			*9800 *21610	*9800 *21610	*8830 *19470	8640 19050	*6260 *13800	5400 11900	*4920 *10850	3790 8360	*3990 *8800	2790 6150	9.18 (30.1)
-1.5m (-5ft)	kg lb	*9190 *20260	*9190 *20260	*12890 *28420	*12890 *28420	*9140 *20150	8520 18780	*6560 *14460	5300 11680	*5050 *11130	3740 8250	*4200 *9260	3150 6940	8.53 (28.0)
-3.0m (-10ft)	kg lb	*12400 *27340	*12400 *27340	*13070 *28810	*13070 *28810	*8760 *19310	8570 18890	*6340 *13980	5320 11730			*4360 *9610	3960 8730	7.46 (24.5)
-4.5m (-15ft)	kg lb			*10830 *23880	*10830 *23880	*7410 *16340	*7410 *16340							













(10) 5.65m (18' 6") boom, 2.9m (9' 6") arm, 0.80m<sup>3</sup> SAE heaped bucket and 4 outrigger up with 3400kg counterweight.

Load point height		Load radius										At max. reach		
		1.5m (5ft)		3.0m (10ft)		4.5m (15ft)		6.0m (20ft)		7.5m (25ft)		Capacity		Reach
														m (ft)
9.0m (30ft)	kg lb											*3120 *6880	2960 6530	6.47 (21.2)
7.5m (25ft)	kg lb											*3180 *7010	1950 4300	7.92 (26.0)
6.0m (20ft)	kg lb							*3370 *7430	3250 7170	*2400 *5290	2070 4560	3060 6750	1500 3310	8.81 (28.9)
4.5m (15ft)	kg lb							*3920 *8640	3060 6750	*3690 *8140	2000 4410	2700 5950	1260 2780	9.34 (30.6)
3.0m (10ft)	kg lb			*10160 *22400	8080 17810	*6150 *13560	4430 9770	*4750 *10470	2800 6170	3820 8420	1870 4120	2530 5580	1140 2510	9.56 (31.4)
1.5m (5ft)	kg lb			*8440 *18610	6980 15390	*7810 *17220	3940 8690	5250 11570	2550 5620	3670 8090	1740 3840	2500 5510	1110 2450	9.51 (31.2)
Ground Line	kg lb			*9800 *21610	6760 14900	7970 17570	3660 8070	5050 11130	2370 5220	3560 7850	1640 3620	2630 5800	1170 2580	9.18 (30.1)
-1.5m (-5ft)	kg lb	*9190 *20260	*9190 *20260	*12890 *28420	6780 14950	7860 17330	3560 7850	4950 10910	2290 5050	3520 7760	1600 3530	2970 6550	1350 2980	8.53 (28.0)
-3.0m (-10ft)	kg lb	*12400 *27340	*12400 *27340	*13070 *28810	6920 15260	7910 17440	3600 7940	4970 10960	2310 5090			3730 8220	1780 3920	7.46 (24.5)
-4.5m (-15ft)	kg lb			*10830 *23880	7230 15940	*7410 *16340	3780 8330							

(11) 5.65m (18' 6") boom, 2.9m (9' 6") arm, 0.80m<sup>3</sup> SAE heaped bucket, front outrigger and rear dozer blade down with 3400kg counterweight.

Load point height		Load radius										At max. reach		
		1.5m (5ft)		3.0m (10ft)		4.5m (15ft)		6.0m (20ft)		7.5m (25ft)		Capacity		Reach
														m (ft)
9.0m (30ft)	kg lb											*3130 *6900	*3130 *6900	6.42 (21.1)
7.5m (25ft)	kg lb											*3200 *7050	*3200 *7050	7.88 (25.9)
6.0m (20ft)	kg lb							*3370 *7430	*3370 *7430	*2290 *5050	*2290 *5050	*3310 *7300	2680 5910	8.78 (28.8)
4.5m (15ft)	kg lb							*3920 *8640	*3920 *8640	*3700 *8160	3460 7630	*3450 *7610	2340 5160	9.30 (30.5)
3.0m (10ft)	kg lb			*10070 *22200	*10070 *22200	*6130 *13510	*6130 *13510	*4750 *10470	*4750 *10470	*4100 *9040	3320 7320	*3610 *7960	2180 4810	9.53 (31.3)
1.5m (5ft)	kg lb			*8690 *19160	*8690 *19160	*7800 *17200	7180 15830	*5610 *12370	4560 10050	*4560 *10050	3180 7010	*3800 *8380	2160 4760	9.48 (31.1)
Ground Line	kg lb			*9950 *21940	*9950 *21940	*8830 *19470	6850 15100	*6270 *13820	4360 9610	*4930 *10870	3070 6770	*4010 *8840	2270 5000	9.15 (30.0)
-1.5m (-5ft)	kg lb	*9250 *20390	*9250 *20390	*13040 *28750	*13040 *28750	*9150 *20170	6740 14860	*6560 *14460	4270 9410	*5050 *11130	3030 6680	*4230 *9330	2580 5690	8.49 (27.9)
-3.0m (-10ft)	kg lb	*12490 *27540	*12490 *27540	*13090 *28860	*13090 *28860	*8770 *19330	6780 14950	*6340 *13980	4290 9460			*4390 *9680	3260 7190	7.42 (24.3)
-4.5m (-15ft)	kg lb			*10820 *23850	*10820 *23850	*7400 *16310	7000 15430							

(12) 5.65m (18' 6") boom, 2.9m (9' 6") arm, 0.80m<sup>3</sup> SAE heaped bucket, front outrigger and rear dozer blade up with 3400kg counterweight.

Load point height		Load radius										At max. reach				
		1.5m (5ft)		3.0m (10ft)		4.5m (15ft)		6.0m (20ft)		7.5m (25ft)		Capacity		Reach		
														kg	lb	m (ft)
9.0m (30ft)	kg															
	lb															
7.5m (25ft)	kg															
	lb															
6.0m (20ft)	kg							*3370	3250	*2290	2070	3080	1510	8.78		
	lb							*7430	7170	*5050	4560	6790	3330	(28.8)		
4.5m (15ft)	kg							*3920	3060	*3700	2000	2710	1270	9.30		
	lb							*8640	6750	*8160	4410	5970	2800	(30.5)		
3.0m (10ft)	kg			*10070	8120	*6130	4450	*4750	2810	3820	1870	2540	1150	9.53		
	lb			*22200	17900	*13510	9810	*10470	6190	8420	4120	5600	2540	(31.3)		
1.5m (5ft)	kg			*8690	7010	*7800	3950	5260	2550	3680	1740	2520	1120	9.48		
	lb			*19160	15450	*17200	8710	11600	5620	8110	3840	5560	2470	(31.1)		
Ground Line	kg			*9950	6770	7980	3670	5050	2380	3570	1640	2650	1180	9.15		
	lb			*21940	14930	17590	8090	11130	5250	7870	3620	5840	2600	(30.0)		
-1.5m (-5ft)	kg	*9250	*9250	*13040	6780	7860	3570	4960	2290	3520	1600	2990	1370	8.49		
	lb	*20390	*20390	*28750	14950	17330	7870	10930	5050	7760	3530	6590	3020	(27.9)		
-3.0m (-10ft)	kg	*12490	*12490	*13090	6930	7910	3610	4980	2310			3770	1800	7.42		
	lb	*27540	*27540	*28860	15280	17440	7960	10980	5090			8310	3970	(24.3)		
-4.5m (-15ft)	kg			*10820	7240	*7400	3790									
	lb			*23850	15960	*16310	8360									