











5. LIFTING CAPACITIES

1) ROBEX 170W-7A













(1) 5.1m(16' 9") boom, 2.2m(7' 3") arm equipped with 0.76m³(SAE heaped) bucket, rear dozer blade down and 2750kg counterweight.

-  : Rating over-front
-  : Rating over-side or 360 degree













Load point height		Load radius								At max. reach		
		1.5m(5ft)		3.0m(10ft)		4.5m(15ft)		6.0m(20ft)		Capacity		Reach
												m(ft)
7.5m (25ft)	kg lb									*3380 *7450	2920 6440	6.09 (20.0)
6.0m (20ft)	kg lb							*3150 *6940	2870 6330	*3340 *7360	2050 4520	7.32 (24.0)
4.5m (15ft)	kg lb					*4420 *9740	*4420 *9740	*3880 *8550	2820 6220	*3380 *7450	1680 3700	8.01 (26.3)
3.0m (10ft)	kg lb			*9080 *20020	7960 17550	*5600 *12350	4250 9370	*4370 *9630	2670 5890	3390 7470	1510 3330	8.33 (27.3)
1.5m (5ft)	kg lb					*6690 *14750	3910 8620	*4870 *10740	2520 5560	3350 7390	1470 3240	8.32 (27.3)
Ground Line	kg lb			*7220 *15920	7040 15520	*7190 *15850	3720 8200	*5160 *11380	2410 5310	3560 7850	1560 3440	7.99 (26.2)
-1.5m (-5ft)	kg lb	*7210 *15900	*7210 *15900	*10350 *22820	7090 15630	*6990 *15410	3680 8110	*5010 *11050	2380 5250	*3590 *7910	1840 4060	7.28 (23.9)
-3.0m (-10ft)	kg lb	*11320 *24960	*11320 *24960	*8600 *18960	7270 16030	*5960 *13140	3760 8290			*3290 *7250	2570 5670	6.02 (19.8)

- Note
1. Lifting capacity are based on SAE J1097 and ISO 10567.
 2. Lifting capacity of the ROBEX series does not exceed 75% of tipping load with the machine on firm, level ground or 87% of full hydraulic capacity.
 3. The load point is a hook located on the back of the bucket.
 4. *indicates load limited by hydraulic capacity.













(2) 5.1m(16' 9") boom, 2.6m(8' 6") arm equipped with 0.76m³(SAE heaped) bucket, rear dozer blade down and 2750kg counterweight.

Load point height		Load radius										At max. reach		
		1.5m(5ft)		3.0m(10ft)		4.5m(15ft)		6.0m(20ft)		7.5m(25ft)		Capacity		Reach
														m(ft)
7.5m (25ft)	kg lb											*3070 *6770	2560 5640	6.58 (21.6)
6.0m (20ft)	kg lb							*2980 *6570	2920 6440			*3070 *6770	1860 4100	7.71 (25.3)
4.5m (15ft)	kg lb							*3570 *7870	2830 6240			*3130 *6900	1530 3370	8.36 (27.4)
3.0m (10ft)	kg lb			*7970 *17570	*7970 *17570	*5150 *11350	4290 9460	*4090 *9020	2670 5890	*2730 *6020	1780 3920	3150 6940	1380 3040	8.67 (28.4)
1.5m (5ft)	kg lb			*7190 *15850	*7190 *15850	*6360 *14020	3920 8640	*4660 *10270	2500 5510	*3400 *7500	1700 3750	3110 6860	1340 2950	8.66 (28.4)
Ground Line	kg lb			*7730 *17040	6980 15390	*7040 *15520	3690 8140	*5040 *11110	2370 5220	*2960 *6530	1650 3640	3280 7230	1410 3110	8.34 (27.4)
-1.5m (-5ft)	kg lb	*6760 *14900	*6760 *14900	*10570 *23300	6970 15370	*7050 *15540	3610 7960	*5040 *11110	2320 5110			*3450 *7610	1630 3590	7.67 (25.2)
-3.0m (-10ft)	kg lb	*9900 *21830	*9900 *21830	*9260 *20410	7110 15670	*6290 *13870	3650 8050	*4320 *9520	2360 5200			*3320 *7320	2200 4850	6.51 (21.4)
-4.5m (-15ft)	kg lb			*6310 *13910	*6310 *13910									













(3) 5.1m(16' 9") boom, 3.1m(11' 1") arm equipped with 0.76m³(SAE heaped) bucket, rear dozer blade down and 2750kg counterweight.

Load point height		Load radius										At max. reach		
		1.5m(5ft)		3.0m(10ft)		4.5m(15ft)		6.0m(20ft)		7.5m(25ft)		Capacity		Reach
														m(ft)
7.5m (25ft)	kg lb											*2730 *6020	2210 4870	7.15 (23.5)
6.0m (20ft)	kg lb							*2750 *6060	*2750 *6060			*2770 *6110	1640 3620	8.19 (26.9)
4.5m (15ft)	kg lb							*3180 *7010	2860 6310	*2120 *4670	1850 4080	*2840 *6260	1370 3020	8.80 (28.9)
3.0m (10ft)	kg lb			*6670 *14700	*6670 *14700	*4600 *10140	4380 9660	*3750 *8270	2690 5930	*2970 *6550	1780 3920	2890 6370	1230 2710	9.09 (29.8)
1.5m (5ft)	kg lb			*9920 *21870	7470 16470	*5920 *13050	3960 8730	*4380 *9660	2500 5510	*3610 *7960	1680 3700	2850 6280	1190 2620	9.08 (29.8)
Ground Line	kg lb	*4120 *9080	*4120 *9080	*8310 *18320	6970 15370	*6810 *15010	3680 8110	*4870 *10740	2340 5160	3800 8380	1610 3550	2980 6570	1240 2730	8.78 (28.8)
-1.5m (-5ft)	kg lb	*6330 *13960	*6330 *13960	*10140 *22350	6870 15150	*7040 *15520	3550 7830	*5020 *11070	2260 4980			*3270 *7210	1420 3130	8.15 (26.7)
-3.0m (-10ft)	kg lb	*8880 *19580	*8880 *19580	*9900 *21830	6950 15320	*6570 *14480	3550 7830	*4630 *10210	2270 5000			*3280 *7230	1840 4060	7.09 (23.3)
-4.5m (-15ft)	kg lb	*12300 *27120	*12300 *27120	*7530 *16600	7210 15900	*5010 *11050	3700 8160							

(4) 5.1m(16' 9") hydraulic adjustable boom, 2.2m(7' 3") arm equipped with 0.76m³(SAE heaped) bucket, rear dozer blade down and 2750kg counterweight.

Load point height		Load radius										At max. reach					
		1.5m(5ft)		3.0m(10ft)		4.5m(15ft)		6.0m(20ft)		7.5m(25ft)		Capacity		Reach			
														m(ft)			
6.0m (20ft)	kg lb														*3390 *7470	1990 4390	7.39 (24.2)
4.5m (15ft)	kg lb							*3920 *8640	2810 6190					*3370 *7430	1620 3570	8.08 (26.5)	
3.0m (10ft)	kg lb					*5630 *12410	4240 9350	*4370 *9630	2660 5860					3370 7430	1460 3220	8.39 (27.5)	
1.5m (5ft)	kg lb					*6640 *14640	3870 8530	*4830 *10650	2490 5490	*3240 *7140	1700 3750			3340 7360	1430 3150	8.38 (27.5)	
Ground Line	kg lb			*6390 *14090	*6390 *14090	*7070 *15590	3670 8090	*5070 *11180	2380 5250					*3430 *7560	1520 3350	8.05 (26.4)	
-1.5m (-5ft)	kg lb	*6490 *14310	*6490 *14310	*10000 *22050	7040 15520	*6810 *15010	3640 8020	*4870 *10740	2350 5180					*3310 *7300	1800 3970	7.35 (24.1)	
-3.0m (-10ft)	kg lb			*8110 *17880	7250 15980	*5680 *12520	3740 8250							*2800 *6170	2520 5560	6.11 (20.0)	

(5) 5.1m(16' 9") hydraulic adjustable boom, 2.6m(8' 6") arm equipped with 0.76m³(SAE heaped) bucket, rear dozer blade down and 2750kg counterweight.

Load point height		Load radius										At max. reach					
		1.5m(5ft)		3.0m(10ft)		4.5m(15ft)		6.0m(20ft)		7.5m(25ft)		Capacity		Reach			
														m(ft)			
6.0m (20ft)	kg lb														*3120 *6880	1790 3950	7.81 (25.6)
4.5m (15ft)	kg lb														*3120 *6880	1470 3240	8.45 (27.7)
3.0m (10ft)	kg lb							*4110 *9060	2660 5860	*3100 *6830	1760 3880				3120 6880	1330 2930	8.75 (28.7)
1.5m (5ft)	kg lb			*6240 *13760	*6240 *13760	*6330 *13960	3890 8580	*4630 *10210	2480 5470	*3760 *8290	1680 3700			3090 6810	1290 2840	8.74 (28.7)	
Ground Line	kg lb			*6970 *15370	6900 15210	*6940 *15300	3640 8020	*4970 *10960	2340 5160	*3510 *7740	1620 3570			*3240 *7140	1370 3020	8.43 (27.7)	
-1.5m (-5ft)	kg lb	*6170 *13600	*6170 *13600	*9940 *21910	6910 15230	*6880 *15170	3570 7870	*4920 *10850	2290 5050					*3190 *7030	1590 3510	7.77 (25.5)	
-3.0m (-10ft)	kg lb	*9510 *20970	*9510 *20970	*8830 *19470	7080 15610	*6040 *13320	3630 8000	*4120 *9080	2350 5180					*2890 *6370	2140 4720	6.63 (21.8)	
-4.5m (-15ft)	kg lb			*5650 *12460	*5650 *12460	*3580 *7890	*3580 *7890										