


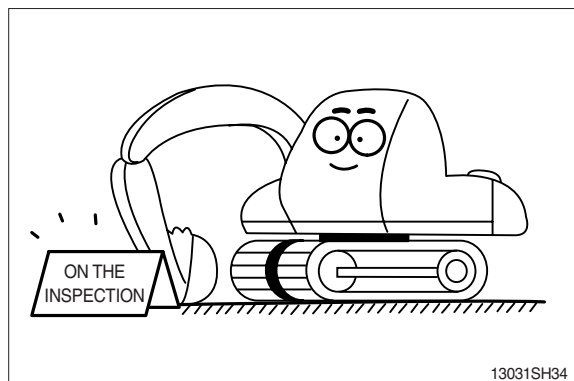
### 3. DURING MAINTENANCE

Stop the engine immediately when the trouble of the machine is found.


Inspect immediately the cause of trouble such as vibration, overheating and trouble in the cluster then repair.



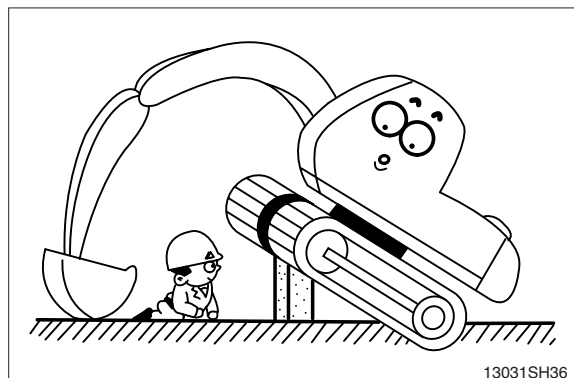
Park on a flat place and stop the engine for inspecting and repairing. Properly TAG machine is not operational. (Remove start key)  
Extreme care shall be taken during maintenance work. Parts may require additional safe guard.




Do not remove the radiator cap from hot engine. Open the cap after the engine cools, below 50°C(112°F) to prevent personal injury from heated coolant spray or steam.




Do not work below the machine.  
Be sure to work with proper safety supports.  
Do not depend on the hydraulic cylinders to hold up the equipment and attachment.



There is the danger of fire in fuel and oil.  
Store in cool and dry area, away from any open flames.




Do not touch exhaust pipe, or may cause severe burn.



Do not open the engine hood and covers while the engine is running.




Be careful of not hitting the edges when you service engine.




The antislip protection should be replaced if they have become worn or have been printed over.

Be sure to free of oil, water and grease etc.



Be careful of not touching slip, fall down etc., when you work at the upper frame to service engine and/or other component.

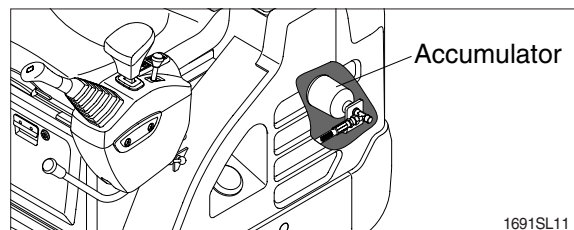


### HIGH PRESSURE GAS

Contain high pressure gas.

To avoid explosion and personal injury, do not expose to fire, do not weld, do not drill.

Relieve pressure before discharging.



### LIFT EYES CAN FAIL

Lift eyes or tank can fail when lifting tank containing fluids resulting in possible personal injury.

Drain tank of all fluids before lifting.