

10. ATTACHMENT LOWERING(When engine is stopped)

1) On machines equipped with an accumulator, for a short time(within 2 minutes) after the engine is stopped, the attachment will lower under its own weight when the attachment control lever is shifted to LOWER. That is happen only starting switch ON position and safety lever UNLOCK position. After the engine is stopped, set the safety lever to the LOCK position.


▲ Be sure no one is under or near the attachment before lowering the boom.

2) The accumulator is filled with high-pressure nitrogen gas, and it is extremely dangerous if it is handled in the wrong way. Always observe the following precautions.

▲ Never make any hole in the accumulator expose it to flame or fire.

▲ Do not weld anything to the accumulator.

※ When carrying out disassembly or maintenance of the accumulator, it is necessary to release the gas from the accumulator. A special air bleed valve is necessary for this operation, so please contact your Hyundai distributor.



11. STORAGE

Maintain the machine taking care of following to prevent the deterioration of machine when storing the machine for a long time, over 1 month.

1) CLEANING THE MACHINE

Clean the machine and dried.
Grease each lubrication part.

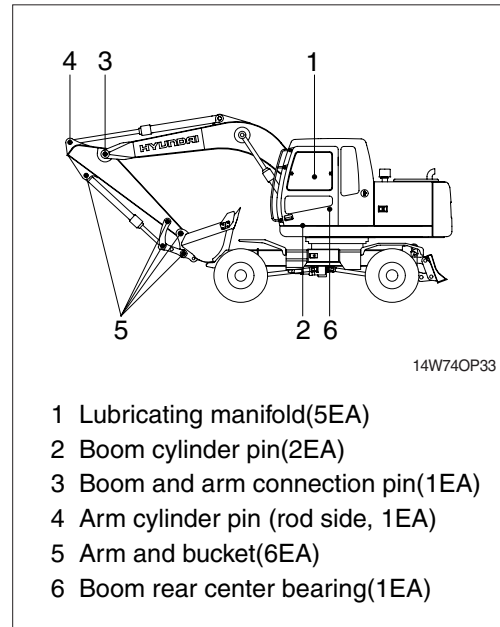
2) LUBRICATION POSITION OF EACH PART

Change all oil.

※ **Be particularly careful when you reuse the machine.**

As oil can be diluted during storage.

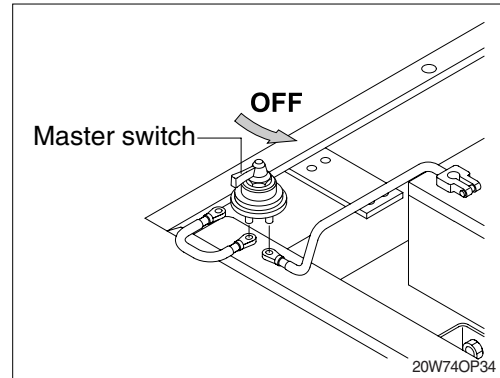
Apply an anticorrosive lubricant on the exposed part of piston rod of cylinder and in places where the machine rusts easily.



3) MASTER SWITCH

Turn OFF the master switch mounted battery box and store the machine.

4) Be sure to mix anticorrosive antifreezing solution in the radiator.

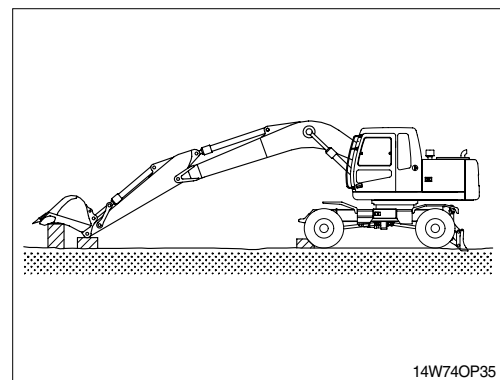


5) PREVENTION OF DUST AND MOISTURE

Keep machine dry. Store the machine setting wood on the ground.

※ **Cover exposed part of piston rod of cylinder.**

※ **Lower the bucket to the ground and set a support tires.**



6) DURING STORAGE

Start engine and move the machine and work equipment once a month and apply lubrication to each part.

- ※ Check the level of engine oil and coolant and fill if required when starting engine.
- ※ Clean the anticorrosive on the piston rod of cylinder.
- ※ Operate the machine such as traveling, swing and work equipment operation to make sure enough lubrication of all functional components.

