



3. DURING MAINTENANCE

Stop the engine immediately when the trouble of the machine is found.

Inspect immediately the cause of trouble such as vibration, overheating and trouble in the cluster then repair.




Park on a flat place and stop the engine for inspecting and repairing. Properly **TAG** machine is not operational. (Remove start key) Extreme care shall be taken during maintenance work. Parts may require additional safe guarding. Lower the dozer blade or outrigger to the ground.




Do not remove the radiator cap from hot engine.

Open the cap after the engine is cool, below 50°C(112°F) to prevent personal injury from heated coolant spray or steam.




Do not work below the machine.


Be sure to work with proper safety supports.



There is the danger of fire in fuel and oil.
Store in cool dry area, away from any open flames.




Do not touch exhaust pipe, or may cause severe burn.



Do not open the engine hood and covers during the engine is running.




Be careful of not hitting the edges when you service engine.




Be careful that the front window may be promptly closed.

Be sure to support stay, when the side door needs to be opened.

Be careful that the open side door may closed by the external or national force like strong wind.



The antislip protection should be replaced if they have become worn or have been printed over.



Be careful of not touching slip, fall down etc when you work at the upper frame to service engine and/or other component.

