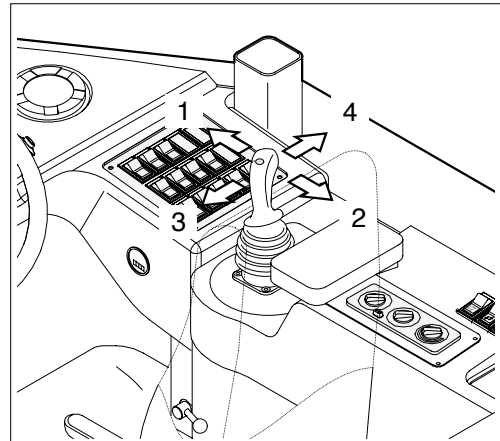



5. OPERATION OF THE WORKING DEVICE


※ Confirm the operation of control lever and working device.


- 1) Control lever operates the boom and the bucket.
- 2) When you release the control lever, control lever returns to neutral position automatically.
- 3) When the control lever operates to the position of boom float, boom kick out and bucket leveler ; these function is completed, then the control lever returns to the neutral position.





※ Control lever


Boom lower(1)
 Push the control lever forward in order to lower the boom.

Boom raise(2)
 Pull the control lever backward in order to raise the boom.

Bucket roll back(3)
 Move the control lever toward the left in order to tilt the bucket backward.

Bucket dump(4)
 Move the control lever toward the right in order to dump a load from the bucket.

Boom float(5)
 Push the control lever forward into the detent.
 The boom will lower to the ground.
 The boom will float along the contour of the ground.



7803A4OP06