


# 1. SAFETY HINTS

## 1. BEFORE OPERATING THE MACHINE


Think-safety first.

In special situation, wear protective clothing including a safety helmet, safety shoes, gloves, safety glasses and ear protection as required by the job condition.

Almost every accident are caused by disregarding the simple and fundamental safety hints.




Be sure to understand thoroughly the operator's manual before operating the machine.




Fully understand the details and process of the construction before starting the work.


If you find anything dangerous on the job, consult with the job supervisor for preventive measures before operating the machine.




Do not operate when tired, or after drinking. Alcoholic beverages, or any type of drugs.




Check daily according to the operator's manual.  
Repair the damaged parts and tighten the loosened bolts.




Check for leakage of engine oil, hydraulic oil,  
fuel and coolant.



Do not operate the machine if it requires repairs.  
Operate after complete repair.



Make sure safety lock pin is removed before  
operating the machine.




## PRECAUTIONS FOR ATTACHMENTS

When installing and using an optional attachment, read the instruction manual for the attachment and the information related to attachments in this manual.

Do not use attachments that are not authorized by or your distributor. Use of unauthorized attachments could create a safety problem and adversely affect the proper operation and useful life of the machine.

Any injuries, accidents, product failures resulting from the use of unauthorized attachments will not be the responsibility of Hyundai.




## SAFETY RULES

**Only** trained and authorized personnel can operate and maintain the machine.

Follow all safety rules, precautions and instructions when operating or performing maintenance on the machine.

When working with another operator or a person on worksite traffic duty, be sure all personnel understand all hand signals that are to be used.




## SAFETY FEATURES

Be sure all guards and covers are in their proper position. Have guards and covers repaired if damaged.

Use safety features such as the safety lock lever and seat belts properly.

**Never** remove any safety features. **Always** keep them in good operating condition.


Improper use of safety features could result in serious bodily injury or death.



## SECONDARY CAB EXIT

The door on the right side of the cab, also serves as a secondary exit.

Only in case of emergency, use installed the hammer for breaking the windshield of cab, and then exit carefully.



7707FW12

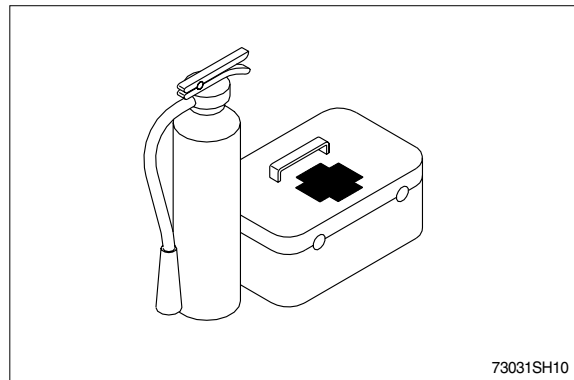
## FIRE EXTINGUISHER AND FIRST AID KIT

Be sure fire extinguishers have been provided and know how to use them.

Provide a first aid kit at the storage point.

Know what to do in the event of a fire.

Be sure you know the phone numbers of persons you should contact in case of an emergency.




73031SH10

## UNAUTHORIZED MODIFICATION

Any modification made without authorization from Hyundai can create hazards.

Before making a modification, consult your Hyundai distributor. Hyundai will not be responsible for any injury or damage caused by any unauthorized modification.

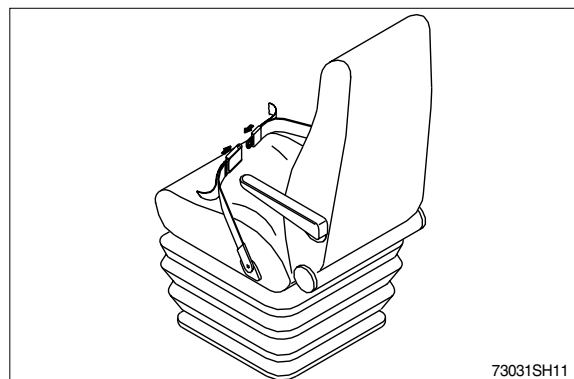


## SEAT BELT

Check the condition of the seat belt and mounting hardware before operating the machine.

Replace the seat belt at least once every three years regardless of appearance.

Always use seat belts when operating your machine.



73031SH11