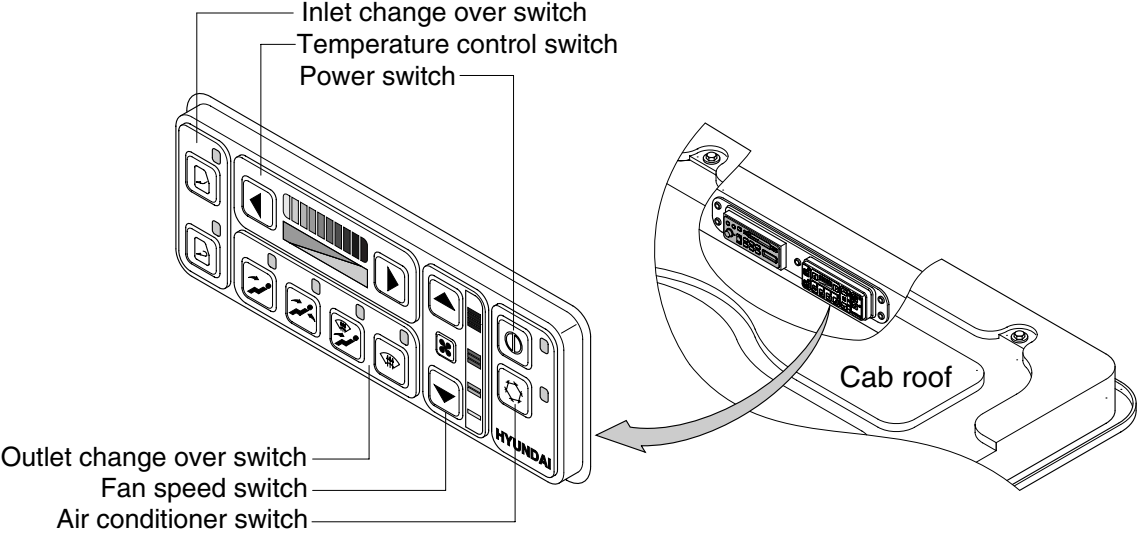
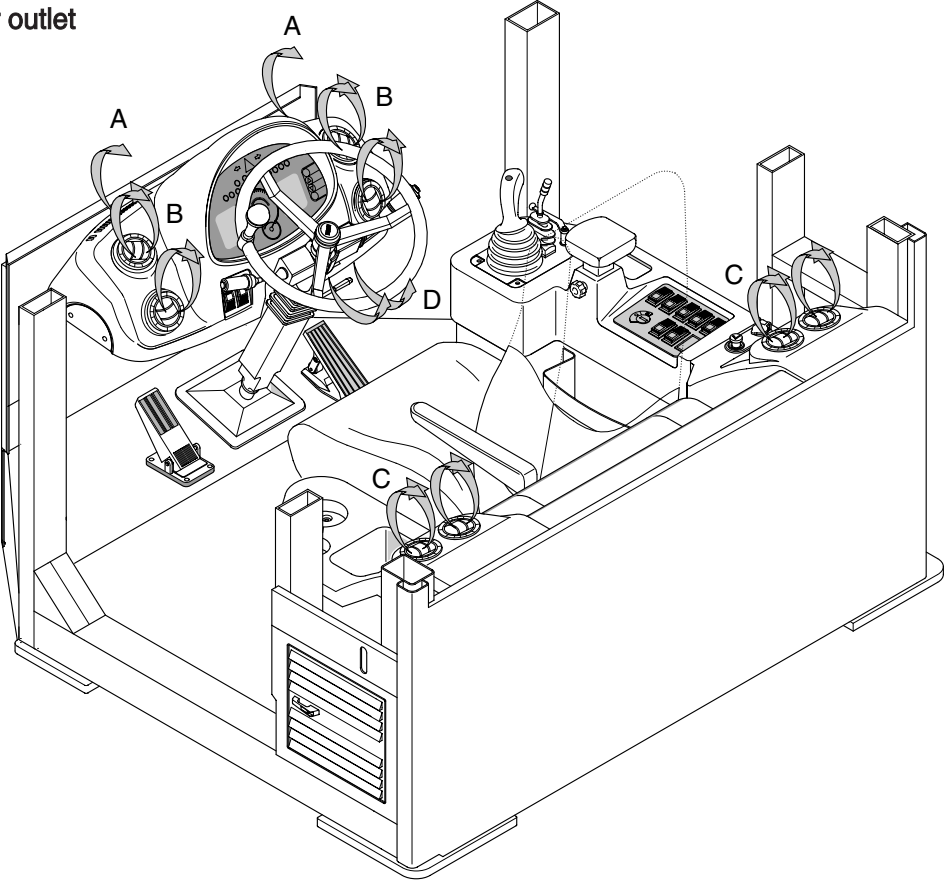


## 5. AIR CONDITIONER AND HEATER

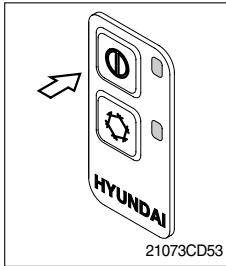
Air conditioner and heater are equipped for pleasant operation against outside temperature and defrost on window glass.



· Location of air outlet



### 1) POWER SWITCH

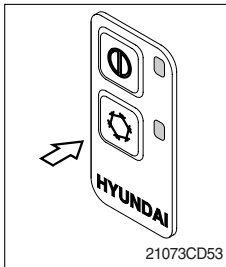


(1) This switch makes the system and the LED simultaneously ON or OFF.

#### (2) Default setting values

Function	Air conditioner	Fan speed	Temperature	Outlet	Inlet
Value	OFF	1	Max cool	Face	Recirculation

### 2) AIR CONDITIONER SWITCH(Compressor switch)

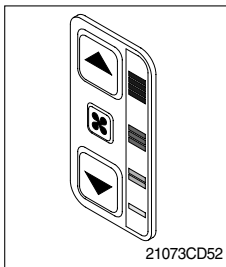


(1) Operating this switch turns the compressor and the LED simultaneously on or off.

(2) In accordance with the evaporator temperature, compressor turns on or off automatically without changing LED state.

※ **Air conditioner operates to remove vapor and drains water through a drain hose. Water can be sprayed into the cab in case that the vacuum valve of drain hose has a problem. In this case, exchange the vacuum valve.**

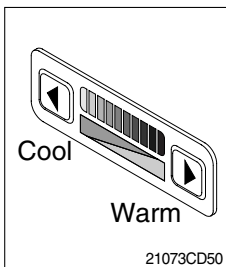
### 3) FAN SPEED SWITCH



(1) It is possible to control the fan to four steps.

(2) The first step or the fourth step gives 5 times beeps.

### 4) TEMPERATURE CONTROL SWITCH



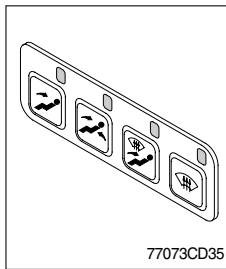
(1) There are 9 steps to control temperature from max cool to max warm controlled up and down by 1 step.

(2) Max cool and max warm arouse 5 times beeps.

(3) For the max warm or the max cool it's better to be configured as following table.

Temperature	Air conditioner	Fan speed	Outlet	Inlet
Max cool	ON	4	Face	Recirculation
Max warm	OFF	3	Foot	Fresh

## 5) OUTLET CHANGE OVER SWITCH



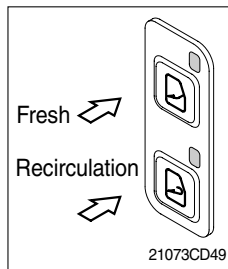
(1) There are four steps of air flow.

Switch position		Mode			
Outlet	A			●	●
	B	●	●	●	
	C		●		●
	D	●	●	●	

(2) When defroster switch operating, INLET switch turns to FRESH mode and air conditioner switch turns ON.

(3) In case of heating range(5~Max warm), air conditioner won't turn ON.

## 6) INLET CHANGE OVER SWITCH



(1) It is possible to change the air-inlet method.

① **Fresh**

Inhaling air from the outside to pressurize cab inside.

※ **Check out the fresh air filter periodically to keep a good efficiency.**

② **Recirculation**

It recycles the heated or cooled air to increase the energy efficiency.

※ **Change air occasionally when using recirculation for a long time.**

※ **Check out the recirculation filter periodically to keep a good efficiency.**

(2) Recirculation function operates when the system is OFF but it can be changed whenever needed.