



2. DURING OPERATING THE MACHINE

Use the handle and footstep when getting on or off the machine.

Do not jump on or off the machine.




Sound the horn to warn nearby personnel before operating the machine.




Operate carefully to make sure all personnel or obstacles are clear within the working range of the machine.


Place safety guards if necessary.



When using the work equipment, pay attention to jobsite.




Provide proper ventilation when operating engine in a closed area to avoid the danger of exhaust gases.



73031SH16


Check the locations of underground gas pipes or water line and secure the safety before operation.



73031SH17


The operating near the electrical lines is very dangerous. Operate within safe working range permitted as below.

Supply voltage	Min safe separation
6.6kV	3m(10ft)
33.0kV	4m(13ft)
66.0kV	5m(16ft)
154.0kV	8m(26ft)
275.0kV	10m(33ft)



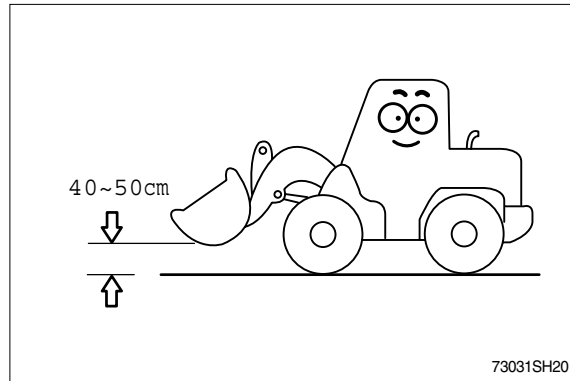
73031SH18

If the machine touches the electric power lines, keep sitting on the operator's seat and make sure the personnel on the ground not to touch the machine until turning off the electric current. Jump off the machine, do not contact the machine when you need to get off.




73031SH19


While traveling on public roads, lift the bucket 40~50cm above the ground. Do not drive with the bucket loaded.




When the bucket is loaded, avoid sudden swinging or starting. Overloading is dangerous. Make sure the load does not exceed the permissible level.




The operation on a slope is dangerous. Avoid operating the machine on a slope of over 10 degree.




Operate the machine after making ground flat when operation is required on a slope.




Avoid parking and stopping on a slope.
Lower the bucket to the ground and block the tire when parking.




Avoid traveling in a cross direction on a slope as it can cause the danger of rolling over and sliding.



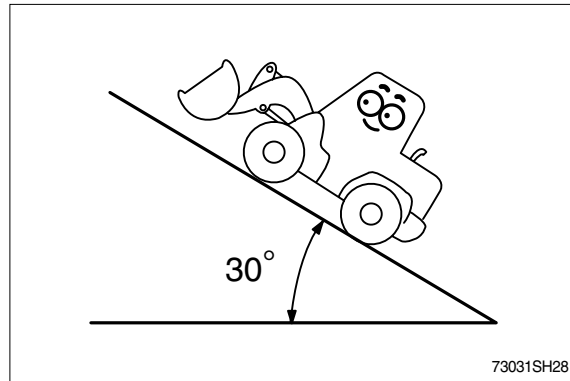
Traveling on the slope is dangerous.
Be sure to operate slowly when driving down a slope and maintain the bucket at a height of 20~30cm(1ft) above the ground so that it can be used as brake in an emergency.




Steering of the machine while traveling on a slope is dangerous.
When an inevitable turning of direction is required, turn on the flat and solid ground.




The engine angularity limits are 30 degree.
Do not operate by more than the engine limits in any case.




Watch out for obstacles. Be particularly careful to check the machine clearance during steering.




Always operate machine with proper ROPS/ FOPS installed.
Do not attempt to repair a rollover protective structure(ROPS) after an accident.
Repaired structures do not provide the original structure and protection.
Test and approved as a protective CAB according to ROPS and FOPS standard.
Meets : ISO 3471 / 3449 / 3164
SAE J1040 / J231 / J397




Avoid operating on a cliff, or soft ground as there is danger of rolling over.
Take necessary precautions when working after rain, or blasting because the ground may not be firm enough.



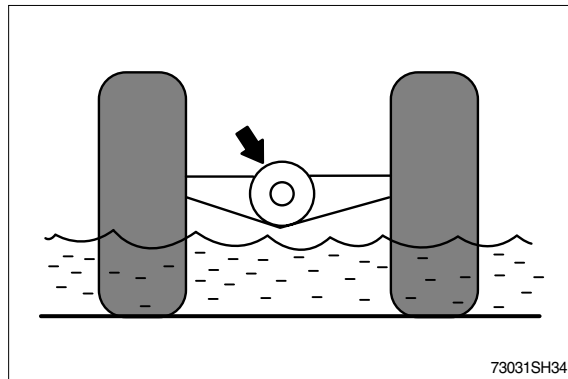
This machine is intended to be used only for excavation and loading. Do not use this for pulling up materials. Unlike a crane, this machine is not equipped with devices needed to pull up things.




Slow down when traveling through obstacles or uneven ground.




When operating in water or when crossing shallows, check the bed soil condition and depth and flow speed of water, then proceed taking care that water is not above axle housing.




Never allow anyone near the center articulation pivot. If the machine turned, they could be crushed.




Use lights at night or in dark areas.




Be careful in the condition of bad clearance of sight caused by cloud, snow or rain.




Put the chains on the tires when moving or working on the snowed and frozen road, and avoid doing sudden start, stop and swing.



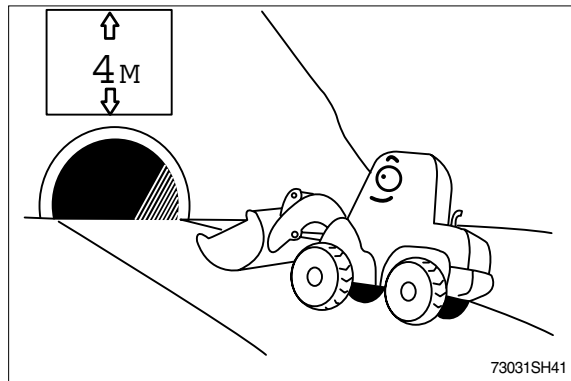
When machine is used for snow removal, be alert for hidden objects.



Be careful when traveling on icy surface.
Keep bucket low to ground.



Be careful when driving under a height limited place, for instance, a tunnel, an overpass, and an overhead cable.



MOUNTING AND DISMOUNTING

Never jump on or off the machine. **Never** get on or off a moving machine.

When getting on or off the machine, face the machine and use the handhold and steps.

Never hold any control levers when getting on or off the machine.

Always maintain three-point contact with the handholds and steps to ensure that you support yourself.

If there is any oil, grease, or mud on the handholds, steps or nonslip tapes, wipe it off immediately. Inspect, and as necessary, repair or replace the damaged parts and tighten any loose bolts.

When carrying out inspection and maintenance with the mud guarder opened, pay attention to avoid the injury or damage by the mud guarder.

ALWAYS APPLY LOCK WHEN LEAVING OPERATOR'S SEAT

When standing up from the operator's seat, always place the safety lock lever securely in the **Lock** position. If you accidentally touch the **RCV** lever when they are not locked, the work equipment may suddenly move and cause serious injury or damage.

When leaving the machine, lower the work equipment to the ground, set the safety lock lever to the **Lock** position, then stop the engine and use the key to lock all the equipment. Always take the key with you.

