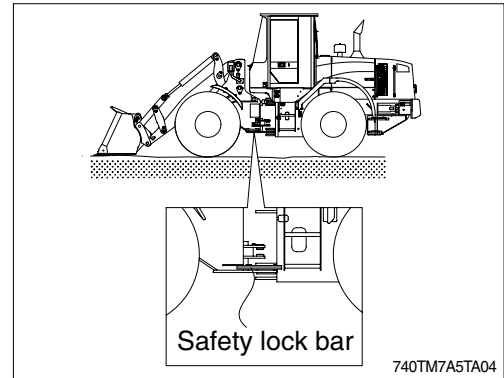
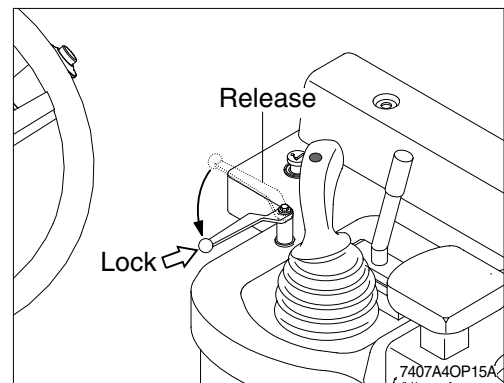


4. FIXING THE MACHINE

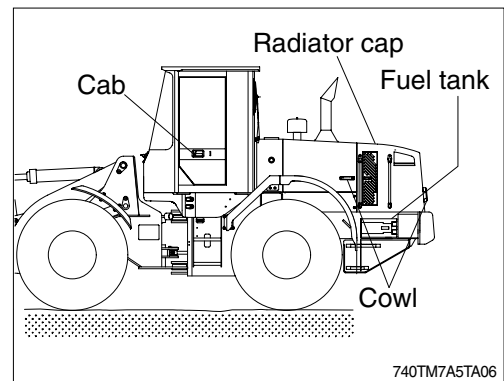
- 1) Fix front and rear frame by linking safety lock bar.
- 2) Pressure the parking brake switch.



- 3) Put the hydraulic safety lock lever in the LOCK position to prevent the hydraulic system from operating.
- 4) Stop the engine, turn the starting switch off and remove the key.



- 5) Secure all locks.



- 6) Block the tires and fix firmly with wire rope or chain to prevent the machine from moving during transportation.

