



## 5. OPERATION OF THE WORKING DEVICE


※ Confirm the operation of control lever and working device.


- 1) Control lever operates the boom and the bucket.
- 2) When you release the control lever, control lever returns to neutral position automatically.
- 3) When the control lever operates to the position of boom float, boom kick out and bucket leveler ; these function is completed, then the control lever returns to the neutral position.


※ Control lever

**Boom lower(1)**  
 Push the control lever forward in order to lower the boom.

**Boom raise(2)**  
 Pull the control lever backward in order to raise the boom.

**Bucket roll back(3)**  
 Move the control lever toward the left in order to tilt the bucket backward.

**Bucket dump(4)**  
 Move the control lever toward the right in order to dump a load from the bucket.

**Boom float(5)**  
 Push the control lever forward into the detent.  
 The boom will lower to the ground.  
 The boom will float along the contour of the ground.

