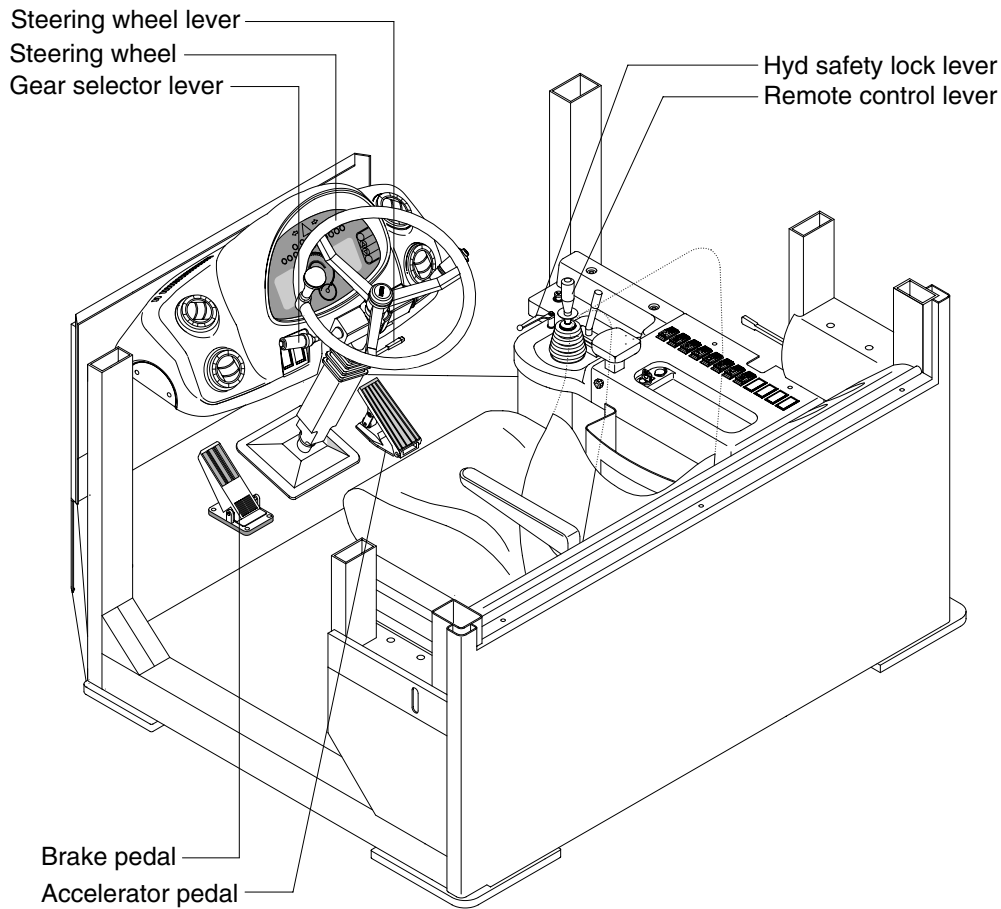
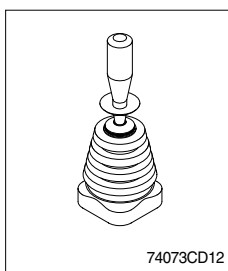


4. CONTROL DEVICE



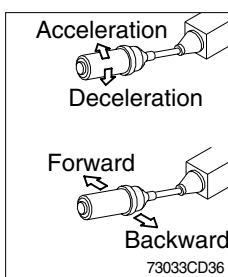
74073CD04

1) REMOTE CONTROL LEVER



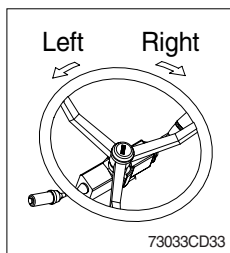
- (1) This joystick is used to control the boom and the bucket.
- (2) Refer to operation of working device in chapter 4 at page 4-7.

2) GEAR SELECTOR LEVER



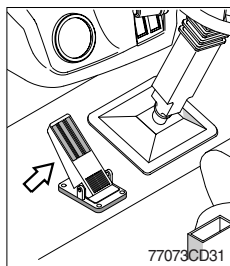
- (1) This lever is used for gear selection, forward 4 stages and reverse 3 stages.
- (2) If you push the gear selector lever, the machine moves forward, but if you pull the gear selector lever, the machine moves backward.
- (3) If you turn the gear selector lever forward, the machine increases the speed, but if you turn the gear selector lever backward, the machine reduces the speed.

3) STEERING WHEEL



- (1) Two multi-motion cylinders in the center of the machine will operate the steering function.
- (2) If the steering wheel is turned to left, the machine will move to the left and turn it to the right, the machine will move to the right.

4) BRAKE PEDAL

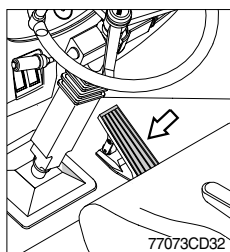


- (1) If the pedal is pushed, this will generate braking force and bring the machine to a stop.
- (2) If the power train operation is to be cut off, set the clutch cut off switch to ON and press the pedal.

▲ Even if the brake is applied while this switch is OFF, power train will not cut off.

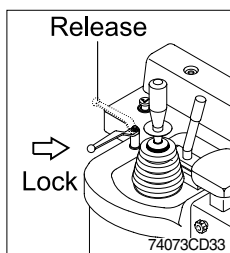
※ Do not operate the machine with foot the brake pedal unnecessarily, or bring premature wear of brake disc.

5) ACCELERATOR PEDAL



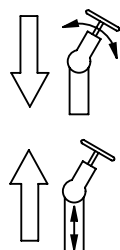
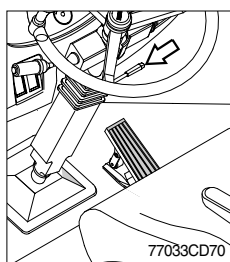
- (1) This pedal controls the engine speed. The engine speed will increase in proportion to the degree of force applied to this pedal.
- (2) Unless this pedal is pressed, the machine will run at low idling.

6) HYDRAULIC SAFETY LOCK LEVER



- (1) When the lever is turned to LOCK position, the hydraulic pilot line will be cut off, so the work equipment will not operate.

7) STEERING WHEEL LEVER



- (1) By pulling down the lever, the wheel is adjustable to tilt.
- (2) By pulling up the lever, the wheel is adjustable to telescope.